




*Fittings*

# FITTINGS



**NPTF**

**Seal-Lok<sup>®</sup>**

**Parkrimp (crimp) Series Fittings**

Contents .....	B-2
How to Read .....	B-3
43 SERIES FITTINGS .....	B-5
48 SERIES FITTINGS .....	B-26
55 SERIES FITTINGS .....	B-31
70 SERIES FITTINGS .....	B-33
71 SERIES FITTINGS .....	B-37
73 SERIES FITTINGS .....	B-49
78 SERIES FITTINGS .....	B-56
79 SERIES FITTINGS .....	B-66

Hose Hydraulic	<b>A</b>
Fitting	<b>B</b>
Equipment	<b>C</b>
Accessories	<b>D</b>
Technical	<b>E</b>

피팅의 각 부위별 읽는 방법

피팅 선정 방법

사례 : 1JC43-12-8C

- 1JC43-12-8C - 피팅 (1=크림프, 2=현장장착용, 3=푸시락, 공백(블랭크)=클램프나 셸이 달린 니플)
- 1JC43-12-8C - 끝단 연결부 (이 경우, Female, Seal-Lok, Swivel, Straight)
- 1JC43-12-8C - 피팅 시리즈
- 1JC43-12-8C - 피팅 끝단 연결부 크기(이 경우, 12/16" 혹은 3/4")
- 1JC43-12-8C - 호스 크기(이 경우, 8/16" 혹은 1/2")
- 1JC43-12-8C - 피팅원재료

접두어 없음 = 강철(Steel)  
B = 황동(Brass)  
C = 316 스테인리스스틸  
SM = Metric Hex



호스 내경  
대시(-) 번호 매김 체계를 사용하여,  
1-16 인치로 증가.  
즉, 4/16" = 1/4" = -4

육각 Hex 크기  
렌치 (Wrench)크기 결정 시 사용

"A"규격 (전체 길이)

"B"규격  
(절단 허용치) 호스 조립품을 만들 때  
호스의 절단 길이(C,L) 결정시 사용하는 규격

**Catalog 4400 KR**  
JIS/BSP

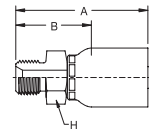
**43 Series Fittings**  
적용호스 : 421, 301, 481, 481ST, 381, 981ST, 431, 431ST, 471, 471ST, 42CHT, 429LT, 301LT, H621, H681, 601, 426, 436, 304, 881, JK

피팅 시리즈에  
맞는 호스 소개

품번 표시  
피팅의 사양정보 및  
규격 정보

**1UG43**  
Male JIS/BSP Parallel Pipe-Rigid (30° Flare)

# Part Number	Thread Size PT	Hose Size inch	A		H inch	Cut-Off Allowance B	
			inch	mm		inch	mm
1UG43-4-4	1/4-19	1/4	1.93	49	19	1.18	30
1UG43-6-6	3/8-19	3/8	2.29	58	22	1.26	32
1UG43-8-8	1/2-14	1/2	2.65	67	27	1.39	35
1UG43-12-12	3/4-14	3/4	3.02	77	36	1.58	40
1UG43-16-16	1-11	1	3.45	88	41	1.83	46
1UG43-20-20	1-1/4-11	1 1/4	3.77	96	50	2.08	53
1UG43-24-24	1-1/2-11	1 1/2	3.58	91	60	2.21	56
1UG43-32-32	2-11	2	4.19	106	70	2.41	61



피팅을 나타냄

Hose Hydraulic

A

Fitting

B

Equipment

C

Accessories

D

Technical

E

# Chromium-6 Free 도금변화

Chromium-6  
**Free**

## 세계적인 도금 변경 추이

유럽연합(EU)등에서는 기존의 황색 Chromium 6 도금에 대하여 유해물질로 규정하여 관련 법규 제정 및 사용 규제!

### Chromium 6 Free 유럽 법규

- Taking effect of the EU-End-Of-Life Vehicles - Directive (ELV) on 01.07.2007
- 금지 물질 : Chromium 6, 수은, 납, 카드뮴 (Chromium 3가 도금은 허용됨)
- 법규 번호 : EC-Directive 2000/53/EG
- 적용 범위 : 모든 차량에 적용
- 적용 시기 : 2007년 7월 1일부터

### Parker Fluid Connectors Group Chromium 6 Free 도금성능 염수분무 시험에서의 녹 발생 시간규정

- 백색 녹 발생 : 최소 120 시간
- 적색 녹 발생 : 최소 240 시간

### Chromium 6 Free 도금의 특징

- 은빛 (Sliver) 표면 색상
- 환경 친화적
- 기존 황색 Chromium 6 도금 대비 우수한 녹 방지 성능 단, 조립상 토크(Torque)의 변화는 없음



파카의 고객은 환경 친화적인 기술적 우위의 제품을 공급 받으실 수 있습니다.

### Chromium 6 Free 제품 품번 변경

기존 라벨위에 "Chromium-6 Free" 로고가 더해 집니다.  
※Chromium 6 Free 도금제품의 포장 Box 라벨에는 아래의 "Chromium 6 Free" 로고가 새겨져 있습니다.



### Chromium 6 Free 도금 제품 공급

파카 양산 공장은 국내 시장 사정 및 고객 요구를 고려 Chromium 6(황색) 및 Chromium 6 Free(은색) 제품을 2007년부터 국내 및 수출에 병행 공급할 예정입니다.



**Parker**  
Parker Hannifin  
Connectors Ltd.  
Phone: (055)389-0100  
F a x : (055)389-0115

QUANTITY:

25 pcs

Chromium-6  
**Free**

2006-12-29

PART NUMBER : 1FU43-8-8

**1FU43-8-8**

Hose Hydraulic

A

Fitting

B

Equipment

C


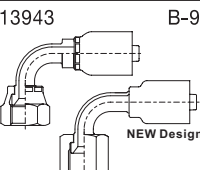



Accessories

D

Technical

E

43 Series Fittings

 <p>SAE</p>	10143 B-7	10343 B-7	10543 B-7	10643 B-8	13743 B-8
	Male NPTF	Male JIC 37°	Male SAE Straight Thread with O-Ring	Female JIC 37° Swivel	Female JIC 37° Swivel - 45° Elbow <i>NEW Design</i>
	13943 B-9	1JS43 B-9	1JC43 B-10	1J743 B-11	1J143 B-11
Female JIC 37° Swivel - 90° Elbow <i>NEW Design</i>	Female "SEAL-LOK" Swivel - Long	Female "SEAL-LOK" Swivel - Short	Female "SEAL-LOK" Swivel - 45° Elbow <i>NEW Design</i>	Female "SEAL-LOK" Swivel - Long Drop - 90° Elbow <i>NEW Design</i>	Female "SEAL-LOK" Swivel - Short Drop - 90° Elbow <i>NEW Design</i>
 <p>DIN</p>	1C343 B-12	1C543 B-13	1C643 B-13	1CA43 B-14	1CE43 B-14
	Female Metric Swivel DIN 20078 - Ball Nose "Light"	Female Metric Swivel DIN 20078 - Ball Nose "Light" - 90° Elbow	Female Metric Swivel DIN 20078 - Ball Nose "Heavy"	Female Metric Swivel DIN 20078 with O-Ring "Light"	Female Metric Swivel DIN 20078 with O-Ring "Light" - 45° Elbow
1CF43 B-14	1C943 B-15	10C43 B-15	11C43 B-16	1D043 B-16	1D243 B-17
Female Metric Swivel DIN 20078 with O-Ring "Light" - 90° Elbow	Female Metric Swivel DIN 20078 with O-Ring "Heavy"	Female Metric Swivel DIN 20078 with O-Ring "Heavy" - 45° Elbow	Female Metric Swivel DIN 20078 with O-Ring "Heavy" - 90° Elbow	Male Metric Stud DIN 20078 "Light"	Male Metric Stud DIN 20078 "Heavy"
11D43 B-17	13D43 B-17	 <p>JIS</p>	1GU43 B-18	1G143 B-18	1G243 B-19
Male Standpipe Metric "Light"	Male Standpipe Metric "Heavy"		Female JIS/BSP Parallel Pipe Swivel (60° Cone)	Female JIS/BSP Parallel Pipe Swivel (60° Cone) - 45° Elbow	Female JIS/BSP Parallel Pipe Swivel (60° Cone) - 90° Elbow
1FU43 B-19	1MU43 B-20	1XU43 B-20	1UG43 B-20	1UT43 B-21	 <p>SAE</p>
Female JIS/BSP Parallel Pipe Swivel (30° Flare)	Female JIS/Metric Swivel (30° Flare)	Female Metric Swivel (30° Flare)	Male JIS/BSP Parallel Pipe - Rigid (60° Cone)	Male JIS/BSP Taper Pipe - Rigid (60° Cone)	
11543 B-22	11743 B-22	11943 B-23	16A43 B-24	16F43 B-24	16N43 B-24
SAE Code 61 Flange Head	SAE Code 61 Flange Head - 45° Elbow	SAE Code 61 Flange Head - 90° Elbow	SAE Code 62 Flange Head	SAE Code 62 Flange Head - 45° Elbow	SAE Code 62 Flange Head - 90° Elbow

Hose Hydraulic

A

Fitting

B

Equipment

C


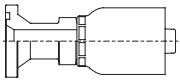
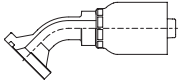
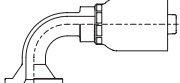
Accessories

D

Technical

E

43 Series Fittings

	1K543	B-25	1K743	B-25	1K943	B-25		
								
	KOMATSU Flange Head		KOMATSU Flange Head - 45° Elbow		KOMATSU Flange Head - 90° Elbow			

Hose Hydraulic  
**A**

Fitting  
**B**

Equipment  
**C**

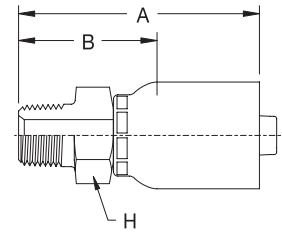
Accessories  
**D**

Technical  
**E**

10143  
Male NPTF

# Part Number	Thread Size NPTF	Hose Size inch	A		H inch	Cut-Off Allowance - B	
			inch	mm		inch	mm
10143-2-4	1/8-27	1/4	1.79	45	9/16	1.04	26
10143-4-4	1/4-18	1/4	2.01	51	9/16	1.26	32
10143-6-4	3/8-18	1/4	1.86	47	11/16	1.11	28
10143-6-6	3/8-18	3/8	2.37	60	3/4	1.34	34
10143-8-6	1/2-14	3/8	2.39	61	7/8	1.36	35
10143-8-8	1/2-14	1/2	2.84	72	7/8	1.58	40
10143-12-10	3/4-14	5/8	2.87	73	1-1/16	1.43	36
10143-12-12	3/4-14	3/4	3.09	78	1-1/16	1.65	42
10143-16-12	1-11.5	3/4	3.09	78	1-3/8	1.65	42
10143-16-16	1-11.5	1	3.59	91	1-3/8	1.97	50
10143-20-20	1-1/4-11.5	1 1/4	4.08	104	1-3/4	2.39	61
10143-24-24	1-1/2-11.5	1 1/2	3.50	89	2	2.13	54
10143-32-32	2-11.5	2	4.05	103	2-1/2	2.27	58

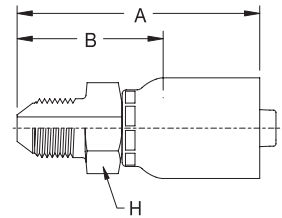
: Non-Standard



10343  
Male JIC 37°

# Part Number	Thread Size UN	Hose Size inch	A		H inch	Cut-Off Allowance - B	
			inch	mm		inch	mm
10343-4-4	7/16-20	1/4	1.99	51	9/16	1.24	31
10343-5-4	1/2-20	1/4	1.83	47	9/16	1.08	27
10343-5-5	1/2-20	5/16	1.91	49	9/16	1.16	29
10343-6-4	9/16-18	1/4	1.84	47	11/16	1.09	28
10343-6-6	9/16-18	3/8	2.36	60	3/4	1.33	34
10343-8-6	3/4-16	3/8	2.30	58	7/8	1.27	32
10343-8-8	3/4-16	1/2	2.68	68	7/8	1.42	36
10343-10-8	7/8-14	1/2	2.61	66	15/16	1.36	35
10343-10-10	7/8-14	5/8	3.03	77	15/16	1.59	40
10343-12-12	1-1/16-12	3/4	3.19	81	1-1/8	1.75	44
10343-16-16	1-5/16-12	1	3.63	92	1-3/8	2.01	51
10343-20-20	1-5/8-12	1 1/4	3.96	101	1-7/8	2.27	58
10343-24-24	1-7/8-12	1 1/2	3.34	85	2	1.97	50

: Non-Standard

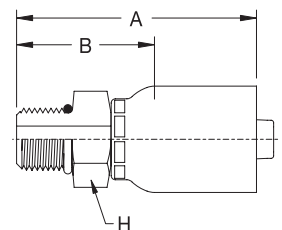


10543  
Male SAE Straight Thread with O-Ring

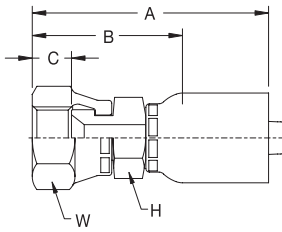
# Part Number	Thread Size UN	Hose Size inch	A		H inch	Cut-Off Allowance - B	
			inch	mm		inch	mm
10543-8-6	3/4-16	3/8	2.11	54	7/8	1.08	27
10543-8-8	3/4-16	1/2	2.46	62	7/8	1.20	30
10543-10-8	7/8-14	1/2	2.35	60	1	1.09	28
10543-20-20	1-5/8-12	1-1/4	3.69	94	1-7/8	2.00	51

Without O-Ring

: Non-Standard



**10643**  
Female JIC 37° Swivel

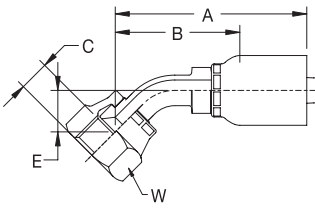


# Part Number	Thread Size UN	Hose Size inch	A		H inch(mm)	W inch(mm)	Cut-Off Allowance - B		NUT C	
			inch	mm			inch	mm	inch	mm
* 10643-4-4	7/16-20	1/4	1.93	49	9/16	9/16	1.18	30	0.34	8.6
* 10643-5-4	1/2-20	1/4	2.02	51	9/16	5/8	1.27	32	0.37	9.4
10643-6-4	9/16-18	1/4	2.04	52	9/16	11/16	1.29	33	0.37	9.4
10643-6-5	9/16-18	5/16	2.09	53	11/16	11/16	1.33	34	0.37	9.4
10643-6-6	9/16-18	3/8	2.28	58	11/16	11/16	1.25	32	0.37	9.4
* 10643-8-6K	3/4-16	3/8	2.39	61	11/16	7/8	1.36	35	0.42	10.7
* 10643-8-8	3/4-16	1/2	2.61	66	13/16	7/8	1.35	34	0.42	10.7
* 10643-10-8	7/8-14	1/2	2.83	72	7/8	1	1.57	40	0.49	12.4
* 10643-10-8-SM	7/8-14	1/2	2.83	72	7/8	(27)	1.57	40	0.49	12.4
* 10643-10-10	7/8-14	5/8	2.91	74	15/16	1	1.47	37	0.49	12.4
* 10643-12-8	1-1/16-12	1/2	2.77	70	1-1/16	1-1/4	1.51	38	0.56	14.2
* 10643-12-10	1-1/16-12	5/8	3.09	79	1-1/16	1-1/4	1.65	42	0.56	14.2
* 10643-12-12	1-1/16-12	3/4	3.16	80	1-1/16	1-1/4	1.72	44	0.56	14.2
10643-16-12	1-5/16-12	3/4	3.30	84	1-1/4	1-1/2	1.86	47	0.60	15.2
10643-16-16	1-5/16-12	1	3.61	92	1-3/8	1-1/2	1.99	51	0.60	15.2
10643-20-16	1-5/8-12	1	3.79	96	1-5/8	2	2.17	55	0.62	15.7
10643-20-20	1-5/8-12	1 1/4	3.92	100	1-7/8	2	2.23	57	0.62	15.7
10643-24-20	1-7/8-12	1 1/4	4.12	105	2-1/8	2-1/4	2.43	62	0.74	18.8
10643-24-24	1-7/8-12	1 1/2	3.83	97	2-1/8	2-1/4	2.46	62	0.74	18.8
10643-24-24K	1-7/8-12	1 1/2	3.83	97	(50)	2-1/4	2.46	62	0.74	18.8
10643-32-32	2-1/2-12	2	4.71	120	2-1/2	2-7/8	2.93	74	0.93	23.6

: Non-Standard

\* NOTE : JIC 37°, SAE 45° 공용 피팅 입니다

**13743**  
Female JIC 37° Swivel - 45° Elbow



# Part Number	Thread Size UN	Hose Size inch	A		W inch	Cut-Off Allowance - B		DROP E		NUT C	
			inch	mm		inch	mm	inch	mm	inch	mm
* 13743-4-4K	7/16-20	1/4	1.97	50	9/16	1.22	31	0.39	10	0.34	8.6
* 13743-5-4K	1/2-20	1/4	1.97	50	5/8	1.22	31	0.39	10	0.37	9.4
13743-6-4K	9/16-18	1/4	2.00	51	11/16	1.25	32	0.43	11	0.37	9.4
^ 13743-6-6	9/16-18	3/8	2.36	60	11/16	1.33	34	0.43	11	0.37	9.5
^ 13743-8-6	3/4-16	3/8	2.52	64	7/8	1.49	38	0.59	15	0.42	10.8
^ 13743-8-8	3/4-16	1/2	2.77	70	7/8	1.51	38	0.59	15	0.42	10.8
* 13743-10-8K	7/8-14	1/2	2.86	73	1	1.61	41	0.59	15	0.49	12.4
* 13743-10-10K	7/8-14	5/8	3.17	80	1	1.72	44	0.63	16	0.49	12.4
13743-12-8K	1-1/16-12	1/2	3.17	80	1-1/4	1.91	49	0.79	20	0.56	14.2
13743-12-10K	1-1/16-12	5/8	3.63	92	1-1/4	2.19	56	0.83	21	0.56	14.2
13743-12-12K	1-1/16-12	3/4	3.91	99	1-1/4	2.47	63	1.06	27	0.56	14.2
13743-12-12D40	1-1/16-12	3/4	4.42	112	1-1/4	2.99	76	1.57	40	0.56	14.2
13743-16-12K	1-5/16-12	3/4	3.75	95	1-1/2	2.32	59	0.94	24	0.60	15.2
13743-16-16K	1-5/16-12	1	4.76	121	1-1/2	3.14	80	1.30	33	0.60	15.2
13743-20-20K	1-5/8-12	1 1/4	5.84	148	2	4.15	105	1.77	45	0.62	15.7

: Non-Standard

\* NOTE : JIC 37°, SAE 45° 공용 피팅 입니다

^ NOTE : New Design입니다



# 13943

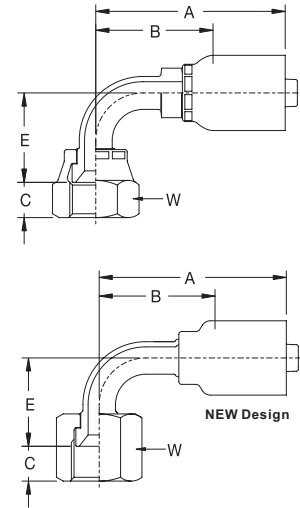
## Female JIC 37° Swivel - 90° Elbow

# Part Number	Thread Size UN	Hose Size inch	A		W inch(mm)	Cut-Off Allowance - B		DROP E		NUT C	
			inch	mm		inch	mm	inch	mm	inch	mm
* 13943-4-4	7/16-20	1/4	1.79	45	9/16	1.04	26	0.83	21	0.34	8.6
* 13943-5-4K	1/2-20	1/4	1.79	45	5/8	1.03	26	0.83	21	0.37	9.4
13943-6-4K	9/16-18	1/4	1.78	45	11/16	1.02	26	0.87	22	0.37	9.4
^ 13943-6-6	9/16-18	3/8	2.21	56	11/16	1.18	30	0.91	23	0.37	9.5
^ 13943-8-6	3/4-16	3/8	2.24	57	7/8	1.21	31	1.14	29	0.42	10.8
^ 13943-8-8	3/4-16	1/2	2.52	64	7/8	1.26	32	1.14	29	0.42	10.8
* 13943-10-8K	7/8-14	1/2	2.58	66	1	1.32	34	1.22	31	0.42	10.7
* 13943-10-8-SMK	7/8-14	1/2	2.58	66	(27)	1.32	34	1.22	31	0.49	12.4
* 13943-10-10K	7/8-14	5/8	2.97	76	1	1.53	39	1.34	34	0.49	12.4
13943-12-8	1-1/16-12	1/2	3.30	84	1-1/4	2.04	52	1.81	46	0.56	14.2
13943-12-10K	1-1/16-12	5/8	2.98	76	1-1/4	1.53	39	1.89	48	0.56	14.2
13943-12-12K	1-1/16-12	3/4	3.49	89	1-1/4	2.05	52	2.09	53	0.56	14.2
13943-12-12D95	1-1/16-12	3/4	3.49	89	1-1/4	2.05	52	3.74	95	0.56	14.2
13943-16-12K	1-5/16-12	3/4	3.49	89	1-1/2	2.05	52	2.20	56	0.60	15.2
13943-16-12D68	1-5/16-12	3/4	3.49	89	1-1/2	2.05	52	2.70	69	0.60	15.2
13943-16-16K	1-5/16-12	1	4.33	110	1-1/2	2.71	69	2.76	70	0.60	15.2
13943-20-16K	1-5/8-12	1	4.37	111	2	2.75	70	3.07	78	0.62	15.7
13943-20-20K	1-5/8-12	1 1/4	5.10	129	2	3.41	87	3.35	85	0.62	15.7
13943-24-24K	1-7/8-12	1 1/2	5.64	143	2-1/4	4.27	109	4.33	110	0.74	18.8

: Non-Standard

\* NOTE : JIC 37°, SAE 45° 공용 피팅입니다

^ NOTE : New Design입니다

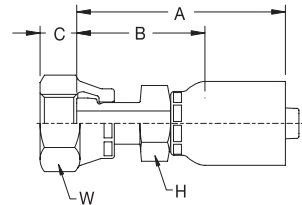


# 1JS43

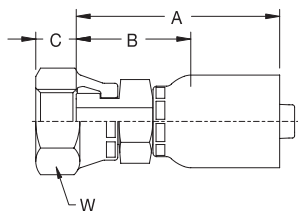
## Female "SEAL-LOK" Swivel - Long

# Part Number	Thread Size UN	Hose Size inch	A		H inch	W inch(mm)	Cut-Off Allowance - B		NUT C	
			inch	mm			inch	mm	inch	mm
1JS43-4-4	9/16-18	1/4	2.07	53	9/16	11/16	1.32	33	0.30	7.6
1JS43-6-4	11/16-16	1/4	2.14	54	11/16	13/16	1.39	35	0.33	8.4
1JS43-6-6	11/16-16	3/8	2.28	58	11/16	13/16	1.25	32	0.33	8.4
1JS43-8-6	13/16-16	3/8	2.53	64	13/16	15/16	1.50	38	0.42	10.7
1JS43-8-8	13/16-16	1/2	2.65	67	13/16	15/16	1.39	35	0.42	10.7
1JS43-8-8-SM	13/16-16	1/2	2.65	67	13/16	(24)	1.39	35	0.42	10.7
1JS43-10-10	1-14	5/8	3.09	79	15/16	1-1/8	1.65	42	0.46	11.7
1JS43-12-12	1-3/16-12	3/4	3.31	84	1-1/8	1-3/8	1.87	48	0.54	13.7
1JS43-16-12	1-7/16-12	3/4	3.37	86	1-3/8	1-5/8	1.93	49	0.55	14.0
1JS43-16-16	1-7/16-12	1	3.62	92	1-3/8	1-5/8	2.00	51	0.55	14.0
1JS43-16-20	1-7/16-12	1 1/4	3.78	96	1-3/4	1-5/8	2.09	53	0.55	14.0
1JS43-20-20	1-11/16-12	1 1/4	3.77	96	1-3/4	1-7/8	2.08	53	0.57	14.5

: Non-Standard



### 1JC43 Female "SEAL-LOK" Swivel - Short



# Part Number	Thread Size UN	Hose Size inch	A		H inch(mm)	W inch(mm)	Cut-Off Allowance - B		NUT C	
			inch	mm			inch	mm	inch	mm
1JC43-4-4	9/16-18	1/4	1.63	41	9/16	11/16	0.88	22	0.30	7.6
1JC43-4-4-SM	9/16-18	1/4	1.63	41	(17)	(17)	0.88	22	0.30	7.6
1JC43-6-4	11/16-16	1/4	1.67	42	11/16	13/16	0.92	23	0.33	8.4
1JC43-6-4-SM	11/16-16	1/4	1.67	42	(17)	(22)	0.92	23	0.33	8.4
1JC43-6-5	11/16-16	5/16	1.75	44	11/16	13/16	1.00	25	0.33	8.4
1JC43-6-6	11/16-16	3/8	1.94	49	11/16	13/16	0.91	23	0.33	8.4
1JC43-6-6-SM	11/16-16	3/8	1.94	49	(19)	(22)	0.91	23	0.33	8.4
1JC43-8-6	13/16-16	3/8	2.00	51	13/16	15/16	0.97	25	0.42	10.7
1JC43-8-6-SM	13/16-16	3/8	2.00	51	(19)	(24)	0.97	25	0.42	10.7
1JC43-8-8	13/16-16	1/2	2.22	56	13/16	15/16	0.96	24	0.42	10.7
1JC43-8-8-SM	13/16-16	1/2	2.22	56	(22)	(24)	0.96	24	0.42	10.7
1JC43-10-8	1-14	1/2	2.30	58	15/16	1-1/8	1.04	26	0.46	11.7
1JC43-10-8-SM	1-14	1/2	2.30	58	(24)	(30)	1.04	26	0.46	11.7
1JC43-10-10	1-14	5/8	2.49	63	15/16	1-1/8	1.05	27	0.46	11.7
1JC43-10-10-SM	1-14	5/8	2.49	63	(24)	(30)	1.05	27	0.46	11.7
1JC43-12-8	1-3/16-12	1/2	2.48	63	1-1/8	1-3/8	1.22	31	0.54	13.7
1JC43-12-8-SM	1-3/16-12	1/2	2.48	63	(32)	(36)	1.22	31	0.54	13.7
1JC43-12-10	1-3/16-12	5/8	2.68	68	1-1/8	1-3/8	1.23	31	0.54	13.7
1JC43-12-10-SM	1-3/16-12	5/8	2.67	68	(32)	(36)	1.23	31	0.54	13.7
1JC43-12-12	1-3/16-12	3/4	2.68	68	1-1/8	1-3/8	1.24	31	0.54	13.7
1JC43-12-12-SM	1-3/16-12	3/4	2.68	68	(32)	(36)	1.24	32	0.54	13.7
1JC43-16-12	1-7/16-12	3/4	2.83	72	1-3/8	1-5/8	1.39	35	0.55	14.0
1JC43-16-12-SM	1-7/16-12	3/4	2.83	72	(36)	(41)	1.39	35	0.55	14.0
1JC43-16-16	1-7/16-12	1	3.14	80	1-3/8	1-5/8	1.52	39	0.55	14.0
1JC43-16-16-SM	1-7/16-12	1	3.14	80	(36)	(41)	1.52	39	0.55	14.0
1JC43-20-16	1-11/16-12	1	3.08	78	1-5/8	1-7/8	1.46	37	0.57	14.5
1JC43-20-16-SM	1-11/16-12	1	3.08	78	(41)	(50)	1.46	37	0.57	14.5
1JC43-20-20	1-11/16-12	1 1/4	3.27	83	1-7/8	1-7/8	1.58	40	0.57	14.5
1JC43-20-20-SM	1-11/16-12	1 1/4	3.27	83	(50)	(50)	1.58	40	0.57	14.5

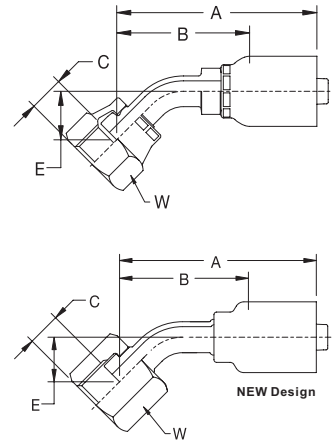
: Non-Standard

**1J743**  
Female "SEAL-LOK" Swivel - 45° Elbow

# Part Number	Thread Size UN	Hose Size inch	A		W inch(mm)	Cut-Off Allowance - B		DROP E		NUT C	
			inch	mm		inch	mm	inch	mm	inch	mm
1J743-4-4	9/16-18	1/4	1.97	50	11/16	1.21	31	0.39	10	0.30	7.6
1J743-4-4-SM	9/16-18	1/4	1.97	50	(17)	1.21	31	0.39	10	0.30	7.6
1J743-6-4K	11/16-16	1/4	2.00	51	13/16	1.24	32	0.43	11	0.33	8.4
1J743-6-6	11/16-16	3/8	2.41	61	13/16	1.38	35	0.47	12	0.32	8.2
1J743-6-6-SM	11/16-16	3/8	2.41	61	(22)	1.38	35	0.47	12	0.32	8.2
1J743-8-6	13/16-16	3/8	2.53	64	15/16	1.50	38	0.59	15	0.42	10.7
1J743-8-8	13/16-16	1/2	2.75	70	15/16	1.49	38	0.59	15	0.40	10.2
1J743-8-8-SM	13/16-16	1/2	2.75	70	(24)	1.49	38	0.59	15	0.36	9.2
1J743-10-8	1-14	1/2	2.93	74	1-1/8	1.67	42	0.63	16	0.46	11.7
1J743-10-10	1-14	5/8	3.18	81	1-1/8	1.73	44	0.63	16	0.46	11.7
1J743-10-10-SM	1-14	5/8	3.18	81	(30)	1.73	44	0.63	16	0.46	11.7
1J743-12-8K	1-3/16-12	1/2	3.06	78	1-3/8	1.62	41	0.83	21	0.54	13.7
1J743-12-12	1-3/16-12	3/4	3.63	92	1-3/8	2.19	56	0.83	21	0.54	13.7
1J743-12-12-SM	1-3/16-12	3/4	3.63	92	(36)	2.19	56	0.83	21	0.54	13.7
1J743-12-12D25-SM	1-3/16-12	3/4	3.82	97	(36)	2.38	61	0.98	25	0.54	13.7
1J743-12-12D35-SM	1-3/16-12	3/4	4.22	107	(36)	2.78	71	1.38	35	0.54	13.7
1J743-16-12K	1-7/16-12	3/4	3.75	95	1-5/8	2.32	59	0.94	24	0.55	14.0
1J743-16-16	1-7/16-12	1	4.38	111	1-5/8	2.76	70	0.94	24	0.55	14.0
1J743-16-16-SM	1-7/16-12	1	4.38	111	(41)	2.76	70	0.94	24	0.55	14.0
1J743-20-20K	1-11/16-12	1 1/4	5.70	145	1-7/8	4.02	102	1.61	41	0.57	14.5
1J743-20-20-SMK	1-11/16-12	1 1/4	5.70	145	(50)	4.02	102	1.61	41	0.57	14.5
1J743-24-24K	2-12	1 1/2	6.14	156	2-1/4	4.77	121	1.89	48	0.60	15.2

: Non-Standard

^ NOTE : New Design입니다

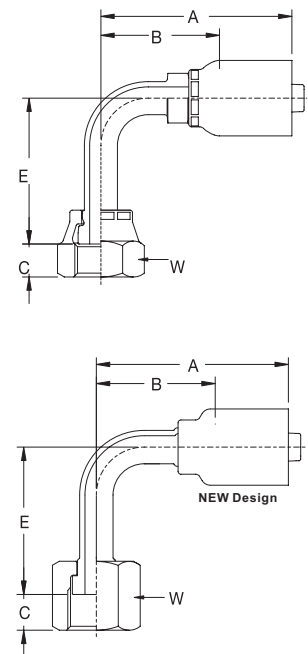


**1J143**  
Female "SEAL-LOK" Swivel - Long Drop - 90° Elbow

# Part Number	Thread Size UN	Hose Size inch	A		W inch(mm)	Cut-Off Allowance - B		DROP E		NUT C	
			inch	mm		inch	mm	inch	mm	inch	mm
1J143-4-4	9/16-18	1/4	2.06	52	11/16	1.31	33	1.81	46	0.30	7.6
1J143-6-6	11/16-16	3/8	2.36	60	13/16	1.33	34	2.13	54	0.32	8.2
1J143-6-6-SM	11/16-16	3/8	2.36	60	(22)	1.33	34	2.13	54	0.32	8.2
1J143-8-8	13/16-16	1/2	2.55	65	15/16	1.30	33	2.52	64	0.40	10.2
1J143-10-10K	1-14	5/8	3.19	81	1-1/8	1.74	44	2.76	70	0.46	11.7
1J143-10-10D63	1-14	5/8	3.19	81	1-1/8	1.74	44	2.48	63	0.46	11.7
1J143-10-10D130	1-14	5/8	3.19	81	1-1/8	1.74	44	5.12	130	0.46	11.7
1J143-12-12	1-3/16-12	3/4	3.53	90	1-3/8	2.09	53	3.78	96	0.54	13.7
1J143-12-12-SM	1-3/16-12	3/4	3.53	90	(36)	2.09	53	3.78	96	0.54	13.7
1J143-16-16	1-7/16-12	1	4.28	109	1-5/8	2.66	68	4.49	114	0.55	14.0

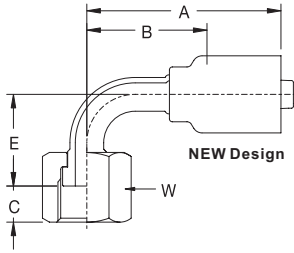
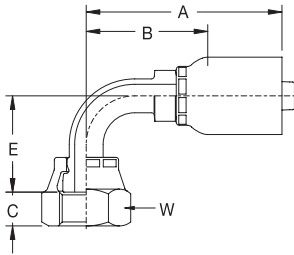
: Non-Standard

^ NOTE : New Design입니다



### 1J943

#### Female "SEAL-LOK" Swivel - Short Drop - 90° Elbow



^  
^  
^  
^

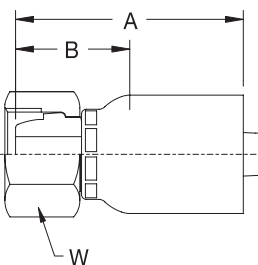
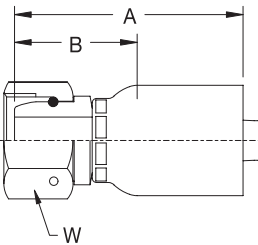
# Part Number	Thread Size UN	Hose Size inch	A		W inch(mm)	Cut-Off Allowance - B		DROP E		NUT C	
			inch	mm		inch	mm	inch	mm	inch	mm
1J943-4-4	9/16-18	1/4	1,78	45	11/16	1,03	26	0,83	21	0,30	7,6
1J943-4-4-SM	9/16-18	1/4	1,78	45	(17)	1,03	26	0,83	21	0,30	7,6
1J943-6-4K	11/16-16	1/4	1,81	46	13/16	1,06	27	0,91	23	0,33	8,4
1J943-6-4-SMK	11/16-16	1/4	1,76	45	(22)	0,74	19	0,91	23	0,33	8,4
1J943-6-6	11/16-16	3/8	2,21	56	13/16	1,18	30	0,91	23	0,32	8,2
1J943-6-6-SM	11/16-16	3/8	2,21	56	(22)	1,18	30	0,91	23	0,32	8,2
1J943-8-6	13/16-16	3/8	2,28	58	15/16	1,25	32	1,14	29	0,42	10,7
1J943-8-8	13/16-16	1/2	2,52	64	15/16	1,26	32	1,14	29	0,40	10,2
1J943-8-8-SM	13/16-16	1/2	2,52	64	(24)	1,26	32	1,14	29	0,36	9,2
1J943-10-8	1-14	1/2	2,74	70	1-1/8	1,48	38	1,26	32	0,46	11,7
1J943-10-10	1-14	5/8	2,97	76	1-1/8	1,53	39	1,26	32	0,46	11,7
1J943-10-10-SM	1-14	5/8	2,97	76	(30)	1,53	39	1,26	32	0,46	11,7
1J943-10-10D48	1-14	5/8	2,97	76	1-1/8	1,53	39	1,89	48	0,46	11,7
1J943-12-10K	1-3/16-12	5/8	3,20	81	1-3/8	1,75	45	1,89	48	0,54	13,7
1J943-12-12	1-3/16-12	3/4	3,53	90	1-3/8	2,09	53	1,89	48	0,54	13,7
1J943-12-12-SM	1-3/16-12	3/4	3,53	90	(36)	2,09	53	1,89	48	0,54	13,7
1J943-12-12D55-SM	1-3/16-12	3/4	3,53	90	(36)	2,09	53	2,17	55	0,54	13,7
1J943-12-12D58-SM	1-3/16-12	3/4	3,53	90	(36)	2,09	53	2,28	58	0,54	13,7
1J943-16-16	1-7/16-12	1	4,31	109	1-5/8	2,69	68	2,20	56	0,55	14,0
1J943-16-16-SM	1-7/16-12	1	4,31	109	(41)	2,69	68	2,20	56	0,55	14,0
1J943-16-16D65	1-7/16-12	1	4,29	109	1-5/8	2,67	68	2,56	65	0,55	14,0
1J943-16-16D65-SM	1-7/16-12	1	4,29	109	(41)	2,67	68	2,56	65	0,55	14,0
1J943-20-20K	1-11/16-12	1 1/4	5,10	129	1-7/8	3,41	87	3,23	82	0,57	14,5
1J943-20-20-SMK	1-11/16-12	1 1/4	5,10	129	(50)	3,41	87	3,23	82	0,57	14,5
1J943-24-24K	2-12	1 1/2	5,52	140	2-1/4	4,15	105	3,96	101	0,60	15,2
1J943-24-24-SMK	2-12	1 1/2	5,52	140	(60)	4,15	105	3,96	101	0,60	15,2

: Non-Standard

^ NOTE : New Design입니다

### 1C343

#### Female Metric Swivel DIN 20078 - Ball Nose "Light"



# Part Number	Thread Size Metric	Hose Size inch	A		W mm	Cut-Off Allowance - B	
			inch	mm		inch	mm
1C343-6-4K	M12 x 1,5	1/4	1,65	42	14	0,90	23
1C343-8-4K	M14 x 1,5	1/4	1,88	48	17	1,13	29
1C343-10-5K	M16 x 1,5	5/16	1,81	46	19	1,06	27
1C343-10-6K	M16 x 1,5	3/8	1,98	50	19	0,95	24
1C343-12-6K	M18 x 1,5	3/8	2,00	51	22	0,97	25
1C343-12-8K	M18 x 1,5	1/2	2,22	57	22	0,97	25
1C343-15-6K	M22 x 1,5	3/8	1,84	47	27	0,81	21
1C343-15-8K	M22 x 1,5	1/2	2,30	58	27	1,04	26
1C343-18-10K	M26 x 1,5	5/8	2,36	60	32	0,91	23
1C343-18-12K	M26 x 1,5	3/4	2,47	63	32	1,04	26
1C343-22-12K	M30 x 2,0	3/4	2,44	62	36	1,00	25
1C343-28-16K	M36 x 2,0	1	3,23	82	41	1,61	41

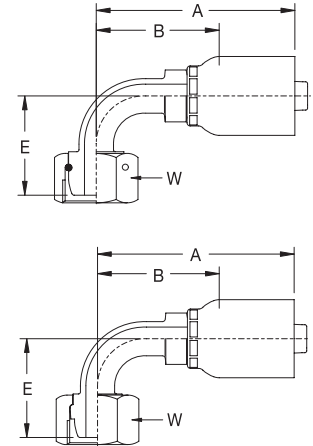
: Non-Standard

### 1C543

#### Female Metric Swivel DIN 20078 - Ball Nose "Light" - 90° Elbow

# Part Number	Thread Size Metric	Hose Size inch	A		W mm	Cut-Off Allowance - B		DROP E	
			inch	mm		inch	mm	inch	mm
1C543-6-4K	M12 x 1.5	1/4	1.95	49	14	1.19	30	1.14	29
1C543-8-4K	M14 x 1.5	1/4	1.78	45	17	1.03	26	1.32	34
1C543-10-5K	M16 x 1.5	5/16	1.98	50	19	1.22	31	1.38	35
1C543-10-6K	M16 x 1.5	3/8	2.17	55	19	1.14	29	1.38	35
1C543-10-8K	M16 x 1.5	1/2	2.47	63	19	1.21	31	1.38	35
1C543-12-6K	M18 x 1.5	3/8	2.29	58	22	1.26	32	1.26	32
1C543-12-8K	M18 x 1.5	1/2	2.78	71	22	1.52	39	1.37	35
1C543-15-8K	M22 x 1.5	1/2	2.74	70	27	1.49	38	1.57	40
1C543-18-10K	M26 x 1.5	5/8	2.98	76	32	1.54	39	1.77	45
1C543-28-16K	M36 x 2.0	1	4.47	113	41	2.85	72	2.74	70

: Non-Standard

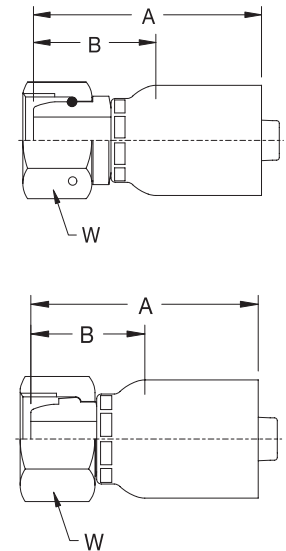


### 1C643

#### Female Metric Swivel DIN 20078 - Ball Nose "Heavy"

# Part Number	Thread Size Metric	Hose Size inch	A		W mm	Cut-Off Allowance - B	
			inch	mm		inch	mm
1C643-8-4K	M16 x 1.5	1/4	1.53	39	19	0.78	20
1C643-10-4K	M18 x 1.5	1/4	1.60	41	22	0.85	22
1C643-12-5K	M20 x 1.5	5/16	1.78	45	24	1.03	26
1C643-12-6K	M20 x 1.5	3/8	1.97	50	24	0.94	24
1C643-12-8K	M20 x 1.5	1/2	2.34	59	24	1.08	27
1C643-14-6K	M22 x 1.5	3/8	1.95	49	27	0.92	23
1C643-16-8K	M24 x 1.5	1/2	2.21	56	30	0.95	24
1C643-20-10K	M30 x 2.0	5/8	2.44	62	36	1.00	25
1C643-20-12K	M30 x 2.0	3/4	2.45	62	36	1.01	26
1C643-20-16K	M30 x 2.0	1	3.10	79	36	1.48	38
1C643-25-12K	M36 x 2.0	3/4	2.47	63	46	1.03	26
1C643-30-16K	M42 x 2.0	1	2.87	73	50	1.25	32

: Non-Standard



Hose Hydraulic

A

Fitting

B

Equipment

C

Accessories

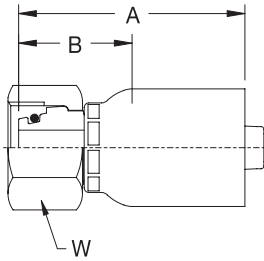
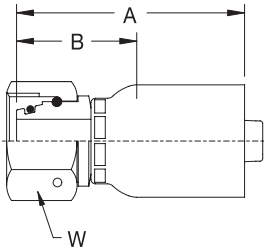
D

Technical

E

**1CA43**  
Female Metric Swivel DIN 20078 with O-Ring "Light"

Hose Hydraulic  
**A**



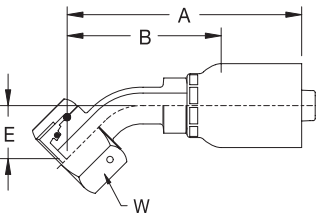
# Part Number	Thread Size Metric	Hose Size inch	A		W mm	Cut-Off Allowance - B	
			inch	mm		inch	mm
1CA43-6-4K	M12 x 1,5	1/4	1,81	46	14	1,06	27
1CA43-8-4K	M14 x 1,5	1/4	1,81	46	17	1,06	27
1CA43-10-4K	M16 x 1,5	1/4	1,67	42	19	0,92	23
1CA43-10-5K	M16 x 1,5	5/16	1,91	48	19	1,15	29
1CA43-10-6K	M16 x 1,5	3/8	2,08	53	19	1,05	27
1CA43-12-5K	M18 x 1,5	5/16	1,73	44	22	0,98	25
1CA43-12-6K	M18 x 1,5	3/8	2,08	53	22	1,05	27
1CA43-15-8K	M22 x 1,5	1/2	2,41	61	27	1,16	29
1CA43-15-10K	M22 x 1,5	5/8	2,60	66	27	1,16	29
1CA43-18-8K	M26 x 1,5	1/2	2,21	56	32	0,95	24
1CA43-18-10K	M26 x 1,5	5/8	2,90	74	32	1,45	37
1CA43-18-12K	M26 x 1,5	3/4	2,55	65	32	1,12	28
1CA43-22-12K	M30 x 2,0	3/4	2,49	63	36	1,05	27
1CA43-28-16K	M36 x 2,0	1	3,07	78	41	1,45	37
1CA43-28-20K	M36 x 2,0	1 1/4	3,20	81	41	1,52	38
1CA43-35-16K	M45 x 2,0	1	2,98	76	50	1,36	35
1CA43-35-20K	M45 x 2,0	1 1/4	3,22	82	50	1,54	39
1CA43-42-20K	M52 x 2,0	1 1/4	3,15	80	60	1,46	37
1CA43-42-24K	M52 x 2,0	1 1/2	3,02	77	60	1,65	42

Without O-Ring

□ : Non-Standard

Fitting  
**B**

Equipment  
**C**

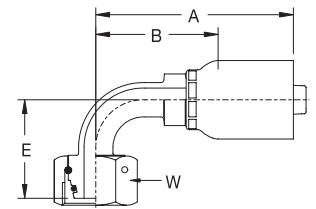


**1CE43**  
Female Metric Swivel DIN 20078 with O-Ring "Light" - 45° Elbow

# Part Number	Thread Size Metric	Hose Size inch	A		W mm	Cut-Off Allowance - B		DROP E	
			inch	mm		inch	mm	inch	mm
1CE43-15-8K	M22 x 1,5	1/2	3,37	86	27	2,12	54	0,87	22
1CE43-22-12K	M30 x 2,0	3/4	4,48	114	36	3,04	77	1,46	37
1CE43-35-20K	M45 x 2,0	1 1/4	5,99	152	50	4,30	109	1,89	48

□ : Non-Standard

Accessories  
**D**



**1CF43**  
Female Metric Swivel DIN 20078 with O-Ring "Light" - 90° Elbow

# Part Number	Thread Size Metric	Hose Size inch	A		W mm	Cut-Off Allowance - B		DROP E	
			inch	mm		inch	mm	inch	mm
1CF43-6-4K	M12 x 1,5	1/4	1,94	49	14	1,19	30	1,30	33
1CF43-8-4K	M14 x 1,5	1/4	1,78	45	17	1,02	26	1,22	31
1CF43-10-4K	M16 x 1,5	1/4	1,96	50	19	1,21	31	1,18	30
1CF43-10-6K	M16 x 1,5	3/8	2,72	69	19	1,69	43	1,38	35
1CF43-12-6K	M18 x 1,5	3/8	2,56	65	22	1,54	39	1,38	35
1CF43-15-8K	M22 x 1,5	1/2	2,94	75	27	1,69	43	1,65	42
1CF43-18-12K	M26 x 1,5	3/4	3,69	94	32	2,25	57	2,40	61
1CF43-22-12K	M30 x 2,0	3/4	3,52	89	36	2,08	53	2,28	58
1CF43-28-16K	M36 x 2,0	1	4,33	110	41	2,71	69	2,99	76
1CF43-35-20K	M45 x 2,0	1 1/4	5,20	132	50	3,52	89	3,35	85
1CF43-42-24K	M52 x 2,0	1 1/2	5,47	139	60	4,10	104	3,98	101

□ : Non-Standard

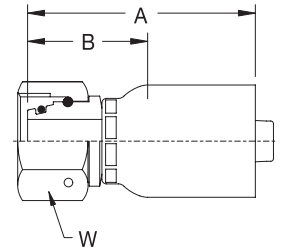
Technical  
**E**



**1C943**  
Female Metric Swivel DIN 20078 with O-Ring "Heavy"

# Part Number	Thread Size Metric	Hose Size inch	A		W mm	Cut-Off Allowance - B	
			inch	mm		inch	mm
1C943-6-4K	M14 x 1,5	1/4	1,79	45	17	1,04	26
1C943-8-4K	M16 x 1,5	1/4	1,69	43	19	0,94	24
1C943-8-6K	M16 x 1,5	3/8	2,07	53	19	1,04	26
1C943-10-4K	M18 x 1,5	1/4	1,69	43	22	0,94	24
1C943-10-5K	M18 x 1,5	5/16	1,77	45	22	1,02	26
1C943-10-6K	M18 x 1,5	3/8	2,06	52	22	1,03	26
1C943-12-5K	M20 x 1,5	5/16	1,84	47	24	1,09	28
1C943-12-6K	M20 x 1,5	3/8	2,03	52	24	1,00	25
1C943-14-5K	M22 x 1,5	5/16	1,90	48	27	1,15	29
1C943-14-6K	M22 x 1,5	3/8	2,09	53	27	1,06	27
1C943-14-8K	M22 x 1,5	1/2	2,39	61	27	1,13	29
1C943-16-8K	M24 x 1,5	1/2	2,30	59	30	1,05	27
1C943-20-10K	M30 x 2,0	5/8	2,60	66	36	1,16	29
1C943-25-12K	M36 x 2,0	3/4	2,65	67	46	1,21	31
1C943-25-16K	M36 x 2,0	1	3,05	78	46	1,43	36
1C943-30-16K	M42 x 2,0	1	3,05	77	50	1,43	36
1C943-30-20K	M42 x 2,0	1 1/4	3,31	84	50	1,62	41
1C943-38-20K	M52 x 2,0	1 1/4	3,16	80	60	1,47	37
1C943-38-24K	M52 x 2,0	1 1/2	3,05	77	60	1,68	43

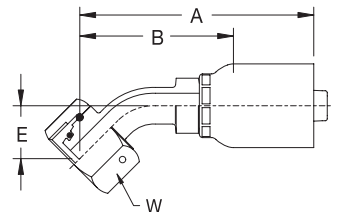
: Non-Standard



**10C43**  
Female Metric Swivel DIN 20078 with O-Ring "Heavy" - 45° Elbow

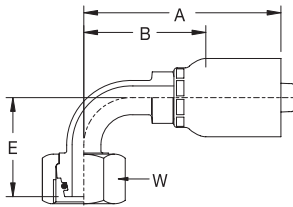
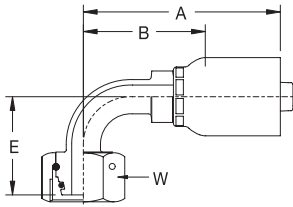
# Part Number	Thread Size Metric	Hose Size inch	A		W mm	Cut-Off Allowance - B		DROP E	
			inch	mm		inch	mm	inch	mm
10C43-10-4K	M18 x 1,5	1/4	2,28	58	22	1,52	39	0,71	18
10C43-12-6K	M20 x 1,5	3/8	2,69	68	24	1,66	42	0,63	16
10C43-16-8K	M24 x 1,5	1/2	3,28	83	30	2,02	51	0,93	24
10C43-25-12K	M36 x 2,0	3/4	4,10	104	46	2,66	68	1,34	34
10C43-25-16K	M36 x 2,0	1	4,70	119	46	3,08	78	1,30	33
10C43-30-16K	M42 x 2,0	1	4,91	125	50	3,29	84	1,46	37

: Non-Standard



### 11C43

#### Female Metric Swivel DIN 20078 with O-Ring "Heavy" - 90° Elbow

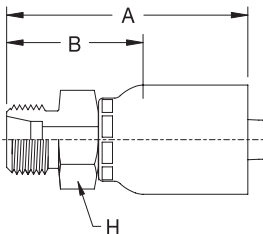


# Part Number	Thread Size Metric	Hose Size inch	A		W mm	Cut-Off Allowance - B		DROP E	
			inch	mm		inch	mm	inch	mm
11C43-10-4K	M18 x 1,5	1/4	1,86	47	22	1,11	28	1,34	34
11C43-12-6K	M20 x 1,5	3/8	2,64	67	24	1,62	41	1,46	37
11C43-14-6K	M22 x 1,5	3/8	2,51	64	27	1,48	38	1,46	37
11C43-14-8K	M22 x 1,5	1/2	2,78	71	27	1,53	39	1,81	46
11C43-16-8K	M24 x 1,5	1/2	2,93	75	30	1,68	43	1,77	45
11C43-20-10K	M30 x 2,0	5/8	3,14	80	36	1,70	43	2,05	52
11C43-20-12K	M30 x 2,0	3/4	3,64	92	36	2,20	56	2,28	58
11C43-25-12K	M36 x 2,0	3/4	3,41	87	46	1,97	50	2,56	65
11C43-25-16K	M36 x 2,0	1	4,28	109	46	2,66	67	2,76	70
11C43-30-16K	M42 x 2,0	1	4,71	120	50	3,09	78	2,95	75
11C43-38-20K	M52 x 2,0	1 1/4	5,23	133	60	3,54	90	3,94	100

: Non-Standard

### 1D043

#### Male Metric Stud - DIN 20078 "Light"



# Part Number	Thread Size Metric	Hose Size inch	A		H mm	Cut-Off Allowance - B	
			inch	mm		inch	mm
1D043-6-4K	M12 x 1,5	1/4	1,67	42	14	0,92	23
1D043-8-4K	M14 x 1,5	1/4	1,67	42	14	0,92	23
1D043-10-4K	M16 x 1,5	1/4	1,71	43	19	0,95	24
1D043-10-5K	M16 x 1,5	5/16	1,79	45	17	1,04	26
1D043-10-6K	M16 x 1,5	3/8	2,04	52	19	1,01	26
1D043-10-8K	M16 x 1,5	1/2	2,41	61	22	1,16	29
1D043-12-6K	M18 x 1,5	3/8	2,04	52	19	1,01	26
1D043-15-8K	M22 x 1,5	1/2	2,37	60	22	1,12	28
1D043-18-10K	M26 x 1,5	5/8	2,66	68	27	1,21	31
1D043-18-12K	M26 x 1,5	3/4	2,59	66	27	1,16	29
1D043-22-12K	M30 x 2,0	3/4	2,73	69	30	1,29	33
1D043-28-16K	M36 x 2,0	1	3,05	77	36	1,43	36
1D043-42-24K	M52 x 2,0	1 1/2	3,02	77	55	1,65	42

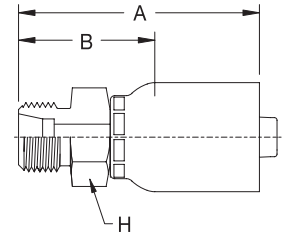
: Non-Standard



### 1D243 Male Metric Stud - DIN 20078 "Heavy"

# Part Number	Thread Size Metric	Hose Size inch	A		H mm	Cut-Off Allowance - B	
			inch	mm		inch	mm
1D243-8-4K	M16 x 1.5	1/4	1.75	44	17	1.00	25
1D243-10-4K	M18 x 1.5	1/4	1.83	46	19	1.07	27
1D243-12-5K	M20 x 1.5	5/16	1.99	50	22	1.23	31
1D243-12-6K	M20 x 1.5	3/8	2.16	55	22	1.13	29
1D243-14-6K	M22 x 1.5	3/8	2.24	57	22	1.21	31
1D243-16-8K	M24 x 1.5	1/2	2.45	62	24	1.20	30
1D243-20-10K	M30 x 2.0	5/8	2.82	72	30	1.37	35
1D243-20-12K	M30 x 2.0	3/4	2.83	72	30	1.39	35
1D243-25-12K	M36 x 2.0	3/4	2.91	74	36	1.47	37
1D243-25-16K	M36 x 2.0	1	3.22	82	36	1.60	41
1D243-30-16K	M42 x 2.0	1	3.34	85	46	1.72	44
1D243-30-20K	M42 x 2.0	1 1/4	3.47	88	46	1.78	45
1D243-38-20K	M52 x 2.0	1 1/4	3.58	91	55	1.89	48

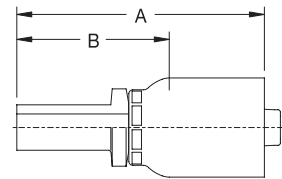
: Non-Standard



### 11D43 Male Standpipe Metric "Light"

# Part Number	Tube O.D Metric(mm)	Hose Size inch	A		Cut-Off Allowance - B	
			inch	mm	inch	mm
11D43-6-4K	6	1/4	2.02	51	1.27	32
11D43-8-4K	8	1/4	2.02	51	1.27	32
11D43-10-4K	10	1/4	2.06	52	1.31	33
11D43-10-6K	10	3/8	2.35	60	1.33	34
11D43-12-6K	12	3/8	2.35	60	1.33	34
11D43-15-8K	15	1/2	2.62	67	1.36	35
11D43-22-12K	22	3/4	2.98	76	1.55	39

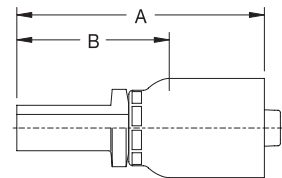
: Non-Standard



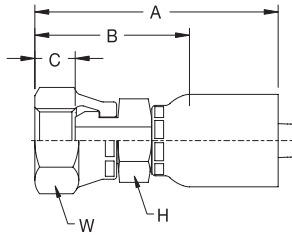
### 13D43 Male Standpipe Metric "Heavy"

# Part Number	Tube O.D Metric(mm)	Hose Size inch	A		Cut-Off Allowance - B	
			inch	mm	inch	mm
13D43-12-6K	12	3/8	2.52	64	1.49	38
13D43-16-8K	16	1/2	2.82	72	1.56	40
13D43-20-10K	20	5/8	3.53	90	2.08	53
13D43-25-12K	25	3/4	3.81	97	2.37	60

: Non-Standard



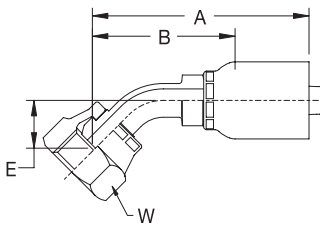
### 1GU43 Female JIS/BSP Parallel Pipe Swivel (60° Cone)



# Part Number	Thread Size G(PF)	Hose Size inch	A		H mm	W mm	Cut-Off Allowance - B		NUT C	
			inch	mm			inch	mm	inch	mm
1GU43-4-4	1/4-19	1/4	2.07	53	19	19	1.32	33	0.23	5.8
1GU43-6-4	3/8-19	1/4	2.17	55	22	22	1.42	36	0.27	6.9
1GU43-6-5	3/8-19	5/16	2.25	57	22	22	1.49	38	0.27	6.9
1GU43-6-6	3/8-19	3/8	2.44	62	22	22	1.41	36	0.27	6.9
1GU43-6-8	3/8-19	1/2	2.66	67	22	22	1.40	36	0.27	6.9
1GU43-8-6	1/2-14	3/8	2.57	65	27	27	1.54	39	0.35	8.9
1GU43-8-8	1/2-14	1/2	2.80	71	27	27	1.54	39	0.35	8.9
1GU43-12-8	3/4-14	1/2	3.03	77	36	36	1.77	45	0.38	9.7
1GU43-12-10	3/4-14	5/8	3.22	82	36	36	1.78	45	0.38	9.7
1GU43-12-12	3/4-14	3/4	3.23	82	36	36	1.79	46	0.38	9.7
1GU43-12-12K	3/4-14	3/4	3.22	82	27	36	1.79	45	0.38	9.7
1GU43-16-12	1-11	3/4	3.42	87	41	41	1.98	50	0.46	11.7
1GU43-16-16	1-11	1	3.73	95	41	41	2.11	54	0.46	11.7
1GU43-16-16K	1-11	1	3.73	95	36	41	2.11	54	0.46	11.7
1GU43-20-20	1-1/4-11	1 1/4	4.05	103	50	50	2.36	60	0.48	12.2
1GU43-24-24	1-1/2-11	1 1/2	3.97	101	60	60	2.60	66	0.48	12.2
1GU43-32-24K	2-11	1 1/2	4.09	104	70	70	2.72	69	0.58	14.7
1GU43-32-32	2-11	2	4.49	114	70	70	2.71	69	0.58	14.7
1GU43-32-32K	2-11	2	4.49	114	60	70	2.71	69	0.58	14.7

: Non-Standard

### 1G143 Female JIS/BSP Parallel Pipe Swivel (60° Cone) - 45° Elbow



# Part Number	Thread Size G(PF)	Hose Size inch	A		W mm	Cut-Off Allowance - B		DROP E		NUT C	
			inch	mm		inch	mm	inch	mm	inch	mm
1G143-4-4	1/4-19	1/4	2.20	56	19	1.45	37	0.63	16	0.23	5.8
1G143-6-6	3/8-19	3/8	2.58	65	22	1.55	39	0.67	17	0.27	6.9
1G143-8-6K	1/2-14	3/8	3.01	76	27	1.98	50	0.86	22	0.35	8.9
1G143-8-8	1/2-14	1/2	3.06	78	27	1.80	46	0.83	21	0.35	8.9
1G143-12-12	3/4-14	3/4	3.82	97	36	2.38	60	1.02	26	0.38	9.7
1G143-12-12D35	3/4-14	3/4	4.18	106	36	2.74	70	1.38	35	0.38	9.7
1G143-16-16K	1-11	1	4.80	122	41	3.18	81	1.30	33	0.46	11.7
1G143-20-20	1-1/4-11	1 1/4	5.86	149	50	4.17	106	1.81	46	0.48	12.2
1G143-24-24K	1-1/2-11	1 1/2	6.33	161	60	4.96	126	2.09	53	0.48	12.2

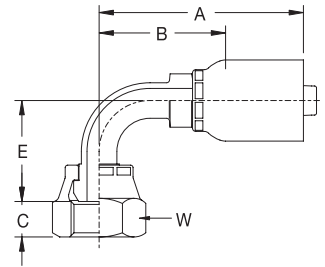
: Non-Standard

# 1G243

## Female JIS/BSP Parallel Pipe Swivel (60° Cone) - 90° Elbow

# Part Number	Thread Size G(PF)	Hose Size inch	A		W mm	Cut-Off Allowance - B		DROP E		NUT C	
			inch	mm		inch	mm	inch	mm	inch	mm
1G243-4-4	1/4-19	1/4	1.78	45	19	1.03	26	1.14	29	0.23	5.8
1G243-4-4D35	1/4-19	1/4	1.78	45	19	1.03	26	1.38	35	0.23	5.8
1G243-4-4D38	1/4-19	1/4	1.78	45	19	1.03	26	1.50	38	0.23	5.8
1G243-4-4D49	1/4-19	1/4	1.78	45	19	1.03	26	1.93	49	0.23	5.8
1G243-6-4K	3/8-19	1/4	1.88	48	22	1.13	29	1.30	33	0.27	6.9
1G243-6-6	3/8-19	3/8	2.37	60	22	1.34	34	1.30	33	0.27	6.9
1G243-6-6D40	3/8-19	3/8	2.20	56	22	1.18	30	1.57	40	0.27	6.9
1G243-8-6	1/2-14	3/8	2.45	62	27	1.42	36	1.61	41	0.35	8.9
1G243-8-8	1/2-14	1/2	2.71	69	27	1.45	37	1.61	41	0.35	8.9
1G243-8-8D50	1/2-14	1/2	2.71	69	27	1.45	37	1.97	50	0.35	8.9
1G243-8-8D80	1/2-14	1/2	2.71	69	27	1.45	37	3.15	80	0.35	8.9
1G243-12-10K	3/4-14	5/8	3.87	98	36	2.42	62	2.80	71	0.38	9.7
1G243-12-12	3/4-14	3/4	3.49	89	36	2.05	52	2.17	55	0.38	9.7
1G243-12-12D70	3/4-14	3/4	3.49	89	36	2.05	52	2.76	70	0.38	9.7
1G243-16-16K	1-11	1	4.70	119	41	3.08	78	2.89	74	0.46	11.7
1G243-20-20	1-1/4-11	1 1/4	5.09	129	50	3.40	86	3.43	87	0.48	12.2
1G243-20-20D100	1-1/4-11	1 1/4	5.09	129	50	3.40	86	3.94	100	0.48	12.2
1G243-24-24K	1-1/2-11	1 1/2	5.57	141	60	4.20	107	4.33	110	0.48	12.2
1G243-32-24K	2-11	1 1/2	5.88	149	70	4.51	115	4.92	125	0.58	14.7
1G243-32-32K	2-11	2	7.11	181	70	5.33	135	5.16	131	0.58	14.7

: Non-Standard

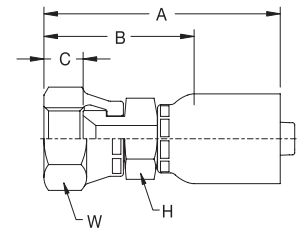


# 1FU43

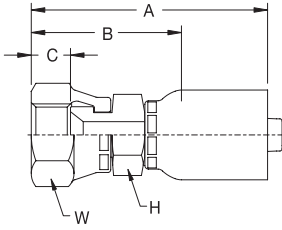
## Female JIS/BSP Parallel Pipe Swivel (30° Flare)

# Part Number	Thread Size G(PF)	Hose Size inch	A		H mm	W mm	Cut-Off Allowance - B		NUT C	
			inch	mm			inch	mm	inch	mm
1FU43-4-4	1/4-19	1/4	2.01	51	19	1.26	32	0.35	8.9	
1FU43-6-4	3/8-19	1/4	2.16	55	24	1.41	36	0.39	9.9	
1FU43-6-6	3/8-19	3/8	2.43	62	24	1.40	36	0.39	9.9	
1FU43-8-6	1/2-14	3/8	2.56	65	27	1.53	39	0.47	11.9	
1FU43-8-8	1/2-14	1/2	2.78	71	27	1.52	39	0.47	11.9	
1FU43-12-10	3/4-14	5/8	3.16	80	36	1.72	44	0.50	12.7	
1FU43-12-12	3/4-14	3/4	3.17	80	36	1.73	44	0.50	12.7	
1FU43-16-16	1-11	1	3.64	92	41	2.02	51	0.58	14.7	
1FU43-20-20	1-1/4-11	1 1/4	3.98	101	50	2.29	58	0.60	15.2	
1FU43-24-24	1-1/2-11	1 1/2	3.90	99	60	2.53	64	0.64	16.3	
1FU43-32-32K	2-11	2	4.45	113	60	2.67	68	0.69	17.5	

: Non-Standard



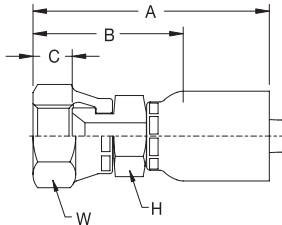
### 1MU43 Female JIS/Metric Swivel (30° Flare)



# Part Number	Thread Size Metric	Hose Size inch	A		H mm	W mm	Cut-Off Allowance - B		NUT C	
			inch	mm			inch	mm	inch	mm
1MU43-4-4	M14 x 1,5	1/4	2,06	52	19	19	1,31	33	0,40	10,2
1MU43-6-4	M18 x 1,5	1/4	2,17	55	24	24	1,42	36	0,40	10,2
1MU43-6-6	M18 x 1,5	3/8	2,44	62	24	24	1,41	36	0,40	10,2
1MU43-8-6	M22 x 1,5	3/8	2,60	66	27	27	1,57	40	0,51	13,0
1MU43-8-8	M22 x 1,5	1/2	2,82	72	27	27	1,56	40	0,51	13,0
1MU43-12-10	M27 x 2,0	5/8	3,15	80	36	36	1,71	43	0,49	12,4
1MU43-12-12	M27 x 2,0	3/4	3,16	80	36	36	1,72	44	0,49	12,4
1MU43-16-16	M33 x 2,0	1	3,57	91	41	41	1,95	49	0,51	13,0
1MU43-20-20	M42 x 2,0	1 1/4	3,95	100	50	50	2,26	57	0,57	14,5
1MU43-24-24	M50 x 2,0	1 1/2	3,90	99	60	60	2,53	64	0,64	16,3
1MU43-32-32	M60 x 2,0	2	4,49	114	70	70	2,71	69	0,73	18,5

: Non-Standard

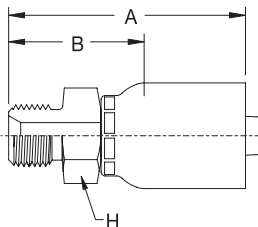
### 1XU43 Female Metric Swivel (30° Flare)



# Part Number	Thread Size Metric	Hose Size inch	A		H mm	W mm	Cut-Off Allowance - B		NUT C	
			inch	mm			inch	mm	inch	mm
1XU43-10-10	M24 x 1,5	5/8	3,24	82	30	32	1,80	46	0,60	15,2
1XU43-12-12	M30 x 1,5	3/4	3,39	86	32	36	1,95	50	0,72	18,3
1XU43-16-16	M33 x 1,5	1	4,01	102	36	41	2,39	61	0,87	22,1
1XU43-20-20	M36 x 1,5	1 1/4	4,17	106	46	46	2,48	63	0,87	22,1

: Non-Standard

### 1UG43 Male JIS/BSP Parallel Pipe-Rigid (60° Cone)



# Part Number	Thread Size G(PF)	Hose Size inch	A		H mm	Cut-Off Allowance - B	
			inch	mm		inch	mm
1UG43-4-4	1/4-19	1/4	1,93	49	19	1,18	30
1UG43-6-6	3/8-19	3/8	2,28	58	22	1,26	32
1UG43-8-8	1/2-14	1/2	2,65	67	27	1,39	35
1UG43-12-12	3/4-14	3/4	3,02	77	36	1,58	40
1UG43-16-16	1-11	1	3,45	88	41	1,83	46
1UG43-20-20	1-1/4-11	1 1/4	3,77	96	50	2,08	53
1UG43-24-24	1-1/2-11	1 1/2	3,58	91	60	2,21	56
1UG43-32-32	2-11	2	4,19	106	70	2,41	61

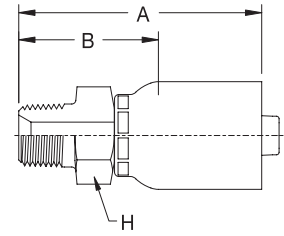
: Non-Standard

# 1UT43

## Male JIS/BSP Taper Pipe-Rigid (60° Cone)

# Part Number	Thread Size R(PT)	Hose Size inch	A		H mm	Cut-Off Allowance -B	
			inch	mm		inch	mm
1UT43-4-4	1/4-19	1/4	1.92	49	19	1.17	30
1UT43-6-4	3/8-19	1/4	1.98	50	22	1.23	31
1UT43-6-5	3/8-19	5/16	2.06	52	22	1.31	33
1UT43-6-6	3/8-19	3/8	2.24	57	22	1.22	31
1UT43-8-6	1/2-14	3/8	2.46	62	27	1.43	36
1UT43-8-8	1/2-14	1/2	2.68	68	27	1.42	36
1UT43-12-8	3/4-14	1/2	2.78	71	36	1.52	39
1UT43-12-10	3/4-14	5/8	2.98	76	36	1.53	39
1UT43-12-12	3/4-14	3/4	2.98	76	36	1.55	39
1UT43-16-12	1-11	3/4	3.17	81	41	1.73	44
1UT43-16-16	1-11	1	3.48	88	41	1.86	47
1UT43-20-20K	1-1/4-11	1 1/4	3.79	96	50	2.10	53
1UT43-24-24K	1-1/2-11	1 1/2	3.43	87	60	2.06	52
1UT43-32-32K	2-11	2	4.20	107	70	2.42	61

: Non-Standard



Hose Hydraulic

A

Fitting

B

Equipment

C

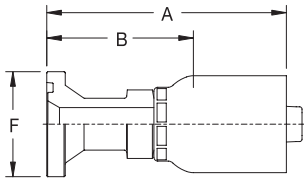
Accessories

D

Technical

E

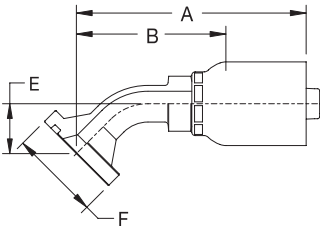
**11543**  
SAE Code 61 Flange Head



# Part Number	Flange Size inch	Hose Size inch	A		Cut-Off Allowance -B		FLANGE DIA. F	
			inch	mm	inch	mm	inch	mm
11543-8-8	1/2	1/2	3.48	88	2.22	56	1.19	30.2
11543-12-8	3/4	1/2	2.46	62	1.20	31	1.50	38.1
11543-12-12	3/4	3/4	3.86	98	2.42	61	1.50	38.1
11543-16-12	1	3/4	2.74	70	1.30	33	1.75	44.5
11543-16-16	1	1	4.25	108	2.63	67	1.75	44.5
11543-20-16	1 1/4	1	3.20	81	1.58	40	2.00	50.8
11543-20-20	1 1/4	1 1/4	4.70	119	3.01	76	2.00	50.8
11543-24-20	1 1/2	1 1/4	3.22	82	1.53	39	2.37	60.3
11543-24-24	1 1/2	1 1/2	4.59	117	3.22	82	2.37	60.3
11543-32-24	2	1 1/2	3.14	80	1.77	45	2.81	71.4
11543-32-32	2	2	4.99	127	3.21	82	2.81	71.4
11543-40-32	2 1/2	2	3.83	97	2.05	52	3.31	84.1

: Non-Standard

**11743**  
SAE Code 61 Flange Head - 45° Elbow



# Part Number	Flange Size inch	Hose Size inch	A		Cut-Off Allowance -B		DROP E		FLANGE DIA. F	
			inch	mm	inch	mm	inch	mm	inch	mm
11743-8-8K	1/2	1/2	3.19	81	1.93	49	0.87	22	1.19	30.2
11743-8-8D34	1/2	1/2	3.79	96	2.53	64	1.34	34	1.19	30.2
11743-12-12	3/4	3/4	3.85	98	2.41	61	1.02	26	1.50	38.1
11743-12-12D35	3/4	3/4	4.20	107	2.77	70	1.38	35	1.50	38.1
11743-12-12D47	3/4	3/4	4.68	119	3.24	82	1.85	47	1.50	38.1
11743-16-12K	1	3/4	3.85	98	2.41	61	1.10	28	1.75	44.5
11743-16-16	1	1	4.76	121	3.14	80	1.26	32	1.75	44.5
11743-20-16	1 1/4	1	4.76	121	3.14	80	1.26	32	2.00	50.8
11743-20-20	1 1/4	1 1/4	5.61	142	3.92	100	1.50	38	2.00	50.8
11743-24-20K	1 1/2	1 1/4	5.72	145	4.03	102	1.69	43	2.37	60.3
11743-24-24K	1 1/2	1 1/2	5.84	148	4.47	114	1.61	41	2.37	60.3
11743-32-32K	2	2	7.19	183	5.41	138	1.97	50	2.81	71.4

: Non-Standard

Hose Hydraulic  
A

Fitting  
B

Equipment  
C

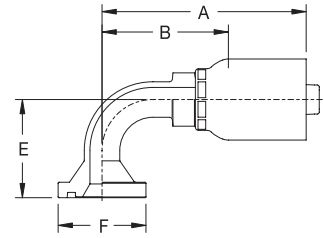
Accessories  
D

Technical  
E

11943  
SAE Code 61 Flange - 90° Elbow

# Part Number	Flange Size inch	Hose Size inch	A		Cut-Off Allowance - B		DROP E		FLANGE DIA. F	
			inch	mm	inch	mm	inch	mm	inch	mm
11943-8-8K	1/2	1/2	3.14	80	1.88	48	1.69	43	1.19	30.2
11943-8-8D87	1/2	1/2	3.09	79	1.83	47	3.43	87	1.19	30.2
11943-12-8K	3/4	1/2	3.29	84	2.03	52	2.28	58	1.50	38.1
11943-12-10K	3/4	5/8	4.26	108	2.82	72	2.28	58	1.50	38.1
11943-12-10D80	3/4	5/8	4.26	108	2.82	72	3.15	80	1.50	38.1
11943-12-12	3/4	3/4	3.51	89	2.07	53	2.28	58	1.50	38.1
11943-12-12D90	3/4	3/4	3.53	90	2.10	53	3.54	90	1.50	38.1
11943-12-12D100	3/4	3/4	3.53	90	2.10	53	3.94	100	1.50	38.1
11943-12-12D130	3/4	3/4	3.53	90	2.10	53	5.12	130	1.50	38.1
11943-16-12	1	3/4	3.59	91	2.15	55	2.24	57	1.75	44.5
11943-16-16K	1	1	4.37	111	2.75	70	2.76	70	1.75	44.5
11943-16-16D80	1	1	4.37	111	2.75	70	3.15	80	1.75	44.5
11943-16-16D100	1	1	4.37	111	2.75	70	3.94	100	1.75	44.5
11943-16-16D117	1	1	4.37	111	2.75	70	4.61	117	1.75	44.5
11943-16-16D130	1	1	4.37	111	2.75	70	5.12	130	1.75	44.5
11943-16-16D150	1	1	4.37	111	2.75	70	5.91	150	1.75	44.5
11943-16-16D190	1	1	4.37	111	2.75	70	7.48	190	1.75	44.5
11943-20-16	1 1/4	1	4.25	108	2.63	67	2.76	70	2.00	50.8
11943-20-20	1 1/4	1 1/4	5.12	130	3.43	87	3.54	90	2.00	50.8
11943-20-20D80	1 1/4	1 1/4	5.24	133	3.55	90	3.15	80	2.00	50.8
11943-20-20D110	1 1/4	1 1/4	5.20	132	3.52	89	4.33	110	2.00	50.8
11943-20-20D120	1 1/4	1 1/4	5.24	133	3.55	90	4.72	120	2.00	50.8
11943-20-20D130	1 1/4	1 1/4	5.34	136	3.65	93	5.12	130	2.00	50.8
11943-20-20D140	1 1/4	1 1/4	5.24	133	3.55	90	5.51	140	2.00	50.8
11943-24-20	1 1/2	1 1/4	5.09	129	3.41	86	3.54	90	2.37	60.3
11943-24-24K	1 1/2	1 1/2	5.55	141	4.18	106	4.09	104	2.37	60.3
11943-24-24D120	1 1/2	1 1/2	5.45	138	4.08	104	4.72	120	2.37	60.3
11943-24-24D150	1 1/2	1 1/2	5.45	138	4.08	104	5.91	150	2.37	60.3
11943-32-32K	2	2	7.11	181	5.33	135	4.72	120	2.81	71.4

: Non-Standard



Hose Hydraulic

A

Fitting

B

Equipment

C

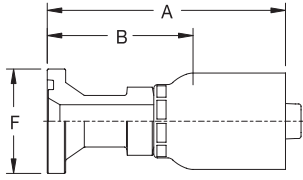
Accessories

D

Technical

E

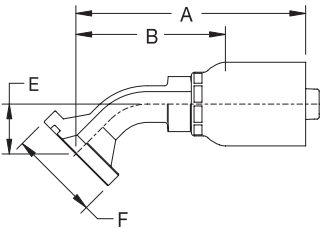
**16A43**  
SAE Code 62 Flange Head



# Part Number	Flange Size inch	Hose Size inch	A		Cut-Off Allowance -B		FLANGE DIA. F	
			inch	mm	inch	mm	inch	mm
16A43-12-12	3/4	3/4	4.12	105	2.68	68	1.63	41.3
16A43-16-12	1	3/4	3.10	79	1.66	42	1.88	47.7
16A43-16-16	1	1	4.81	122	3.19	81	1.88	47.7
16A43-20-16	1 1/4	1	3.61	92	1.99	51	2.13	54.0
16A43-20-20	1 1/4	1 1/4	5.01	127	3.32	84	2.13	54.0
16A43-24-24K	1 1/2	1 1/2	4.28	109	2.91	74	2.50	63.5
16A43-32-32K	2	2	4.66	118	2.88	73	3.13	79.4

: Non-Standard

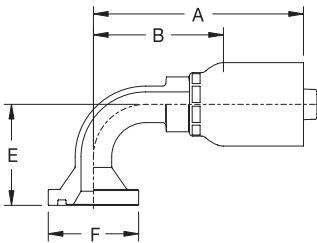
**16F43**  
SAE Code 62 Flange Head - 45° Elbow



# Part Number	Flange Size inch	Hose Size inch	A		Cut-Off Allowance -B		DROP E		FLANGE DIA. F	
			inch	mm	inch	mm	inch	mm	inch	mm
16F43-12-12K	3/4	3/4	3.89	99	2.45	62	1.06	27	1.63	41.3
16F43-16-12K	1	3/4	3.84	98	2.40	61	1.02	26	1.88	47.7
16F43-16-16K	1	1	4.76	121	3.14	80	1.26	32	1.88	47.7
16F43-20-16K	1 1/4	1	4.76	121	3.14	80	1.26	32	2.13	54.0
16F43-20-20K	1 1/4	1 1/4	5.61	142	3.92	100	1.50	38	2.13	54.0
16F43-24-24K	1 1/2	1 1/2	5.92	150	4.55	115	1.73	44	2.50	63.5

: Non-Standard

**16N43**  
SAE Code 62 Flange Head - 90° Elbow



# Part Number	Flange Size inch	Hose Size inch	A		Cut-Off Allowance -B		DROP E		FLANGE DIA. F	
			inch	mm	inch	mm	inch	mm	inch	mm
16N43-12-12	3/4	3/4	3.51	89	2.07	53	2.28	58	1.63	41.3
16N43-12-12D100	3/4	3/4	3.51	89	2.07	53	3.94	100	1.63	41.3
16N43-16-12	1	3/4	3.52	89	2.08	53	2.28	58	1.88	47.7
16N43-16-16K	1	1	4.37	111	2.75	70	2.76	70	1.88	47.7
16N43-16-16D130	1	1	4.37	111	2.75	70	5.12	130	1.88	47.7
16N43-16-16D160	1	1	4.37	111	2.75	70	6.30	160	1.88	47.7
16N43-20-16	1 1/4	1	4.28	109	2.66	68	2.76	70	2.13	54.0
16N43-20-20K	1 1/4	1 1/4	5.18	132	3.50	89	3.54	90	2.13	54.0
16N43-24-24K	1 1/2	1 1/2	5.44	138	4.07	103	4.09	104	2.50	63.5
16N43-32-32K	2	2	7.11	181	5.33	135	4.88	124	3.13	79.4

: Non-Standard

Hose Hydraulic  
A

Fitting  
B

Equipment  
C

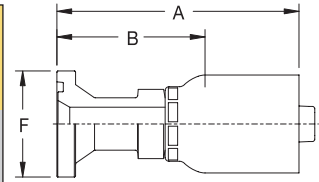
Accessories  
D

Technical  
E



### 1K543 KOMATSU Flange Head

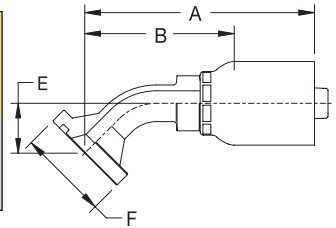
# Part Number	Flange Size inch	Hose Size inch	A		Cut-Off Allowance - B		FLANGE DIA. F	
			inch	mm	inch	mm	inch	mm
1K543-10-10	5/8	5/8	3.79	96	2.34	59	1.35	34.2
1K543-12-12	3/4	3/4	3.86	98	2.42	61	1.50	38.1
1K543-16-16	1	1	4.25	108	2.63	67	1.75	44.5
1K543-20-20	1 1/4	1 1/4	4.70	119	3.01	76	2.00	50.8
1K543-24-24K	1 1/2	1 1/2	5.61	142	4.24	108	2.37	60.3



: Non-Standard

### 1K743 KOMATSU Flange Head - 45° Elbow

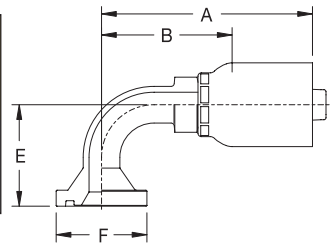
# Part Number	Flange Size inch	Hose Size inch	A		Cut-Off Allowance - B		DROP E		FLANGE DIA. F	
			inch	mm	inch	mm	inch	mm	inch	mm
1K743-10-10K	5/8	5/8	3.59	91	2.15	55	1.02	26	1.35	34.2
1K743-12-12K	3/4	3/4	3.85	98	2.41	61	1.02	26	1.50	38.1
1K743-16-16K	1	1	4.76	121	3.14	80	1.26	32	1.75	44.5



: Non-Standard


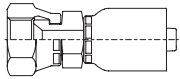
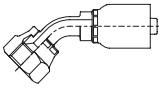
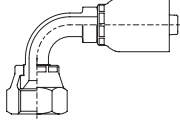
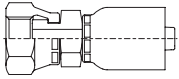
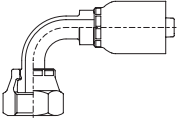
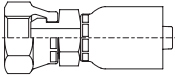
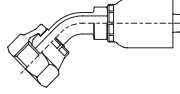
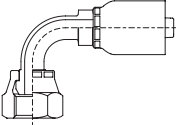
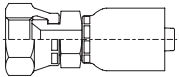
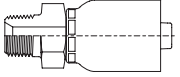
### 1K943 KOMATSU Flange Head - 90° Elbow

# Part Number	Flange Size inch	Hose Size inch	A		Cut-Off Allowance - B		DROP E		FLANGE DIA. F	
			inch	mm	inch	mm	inch	mm	inch	mm
1K943-10-10K	5/8	5/8	2.97	76	1.53	39	2.20	56	1.35	34.2
1K943-12-12K	3/4	3/4	3.51	89	2.07	53	2.28	58	1.50	38.1
1K943-16-16K	1	1	4.28	109	2.66	68	2.76	70	1.75	44.5



: Non-Standard

48 Series Fittings

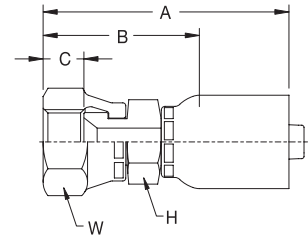
A Hose Hydraulic	SAE		10648 B-27	13748 B-27	13948 B-27	1JC48 B-27	1J748 B-28		
			Female JIC 37° Swivel		Female JIC 37° Swivel - 45° Elbow		Female JIC 37° Swivel - 90° Elbow		Female "SEAL-LOK" Swivel - 45° Elbow
B Fitting	1J948 B-28	JIS	1GU48 B-28	1G148 B-28	1G248 B-29	1MU48 B-29			
			Female "SEAL-LOK" Swivel - 90° Elbow		Female JIS/BSP Parallel Pipe Swivel (60° Cone)		Female JIS/BSP Parallel Pipe Swivel(60° Cone) - 45° Elbow		Female JIS/BSP Parallel Pipe Swivel(60° Cone) - 90° Elbow
C Equipment	1FU48 B-29	1UT48 B-29							
		Female JIS/BSP Parallel Pipe Swivel (30° Flare)		Male JIS/BSP Taper Pipe-Rigid (60° Cone)					

### 10648 Female JIC37° Swivel

# Part Number	Thread Size UN	Hose Size inch	A		H	W	Cut-Off Allowance - B		NUT C	
			inch	mm	inch(mm)	inch(mm)	inch	mm	inch	mm
* 10648-6-6K	9/16-18	3/8	2.04	52	(17)	11/16	1.24	31	0.37	9.4
* 10648-8-6	3/4-16	3/8	2.21	56	(17)	(22)	1.41	36	0.42	10.7
10648-8-6K	3/4-16	3/8	2.15	55	11/16	7/8	1.35	34	0.42	10.7
* 10648-10-8-SA	7/8-14	1/2	2.45	62	7/8	1	1.61	41	0.49	12.4
* 10648-12-12K	1-1/16-12	3/4	2.61	66	(27)	1-1/4	1.69	43	0.56	14.2

: Non-Standard

\* NOTE : JIC 37°, SAE 45° 공용 피팅 입니다

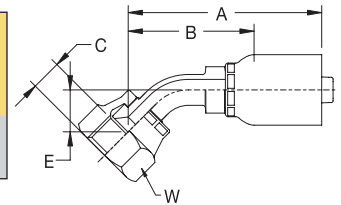


### 13748 Female JIC 37° Swivel - 45° Elbow

# Part Number	Thread Size UN	Hose Size inch	A		W	Cut-Off Allowance - B		DROP E		NUT C	
			inch	mm	inch	inch	mm	inch	mm	inch	mm
* 13748-8-6K	3/4-16	3/8	2.21	56	7/8	1.42	36	0.55	14	0.42	10.7
* 13748-10-8K	7/8-14	1/2	2.44	62	1	1.60	41	0.63	16	0.49	12.4

: Non-Standard

\* NOTE : JIC 37°, SAE 45° 공용 피팅 입니다

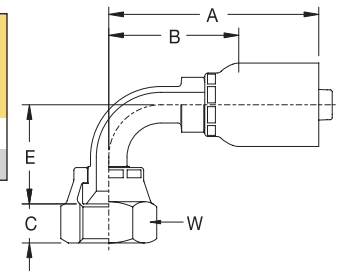


### 13948 Female JIC 37° Swivel - 90° Elbow

# Part Number	Thread Size UN	Hose Size inch	A		W	Cut-Off Allowance - B		DROP E		NUT C	
			inch	mm	inch	inch	mm	inch	mm	inch	mm
* 13948-8-6K	3/4-16	3/8	1.96	50	7/8	1.16	30	1.14	29	0.42	10.7
* 13948-10-8K	7/8-14	1/2	2.15	55	1	1.31	33	1.26	32	0.49	12.4

: Non-Standard

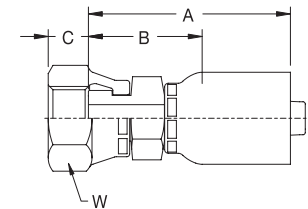
\* NOTE : JIC 37°, SAE 45° 공용 피팅 입니다



### 1JC48 Female "SEAL-LOK" Swivel

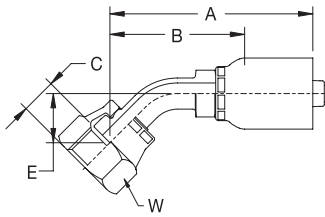
# Part Number	Thread Size UN	Hose Size inch	A		H	W	Cut-Off Allowance - B		NUT C	
			inch	mm	mm	inch	inch	mm	inch	mm
1JC48-6-6	11/16-16	3/8	1.70	43	17	13/16	0.90	23	0.33	8.4
1JC48-8-8	13/16-16	1/2	1.79	45	22	15/16	0.95	24	0.42	10.7
1JC48-12-12	1-3/16-12	3/4	2.15	55	30	1-3/8	1.23	31	0.54	13.7
1JC48-16-16	1-7/16-12	1	2.49	63	36	1-5/8	1.45	37	0.55	14.0

: Non-Standard



Hose Hydraulic

A



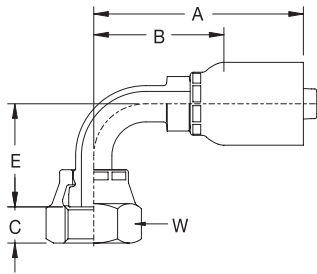
### 1J748 Female "SEAL-LOK" Swivel - 45° Elbow

# Part Number	Thread Size UN	Hose Size inch	A		W inch	Cut-Off Allowance - B		DROP E		NUT C	
			inch	mm		inch	mm	inch	mm	inch	mm
1J748-6-6	11/16-16	3/8	2,08	53	13/16	1,28	33	0,43	11	0,33	8,4

: Non-Standard

Fitting

B



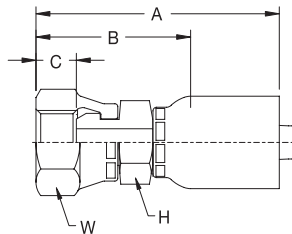
### 1J948 Female "SEAL-LOK" Swivel - 90° Elbow

# Part Number	Thread Size UN	Hose Size inch	A		W inch	Cut-Off Allowance - B		DROP E		NUT C	
			inch	mm		inch	mm	inch	mm	inch	mm
1J948-6-6	11/16-16	3/8	1,96	50	13/16	1,16	30	0,91	23	0,33	8,4

: Non-Standard

Equipment

C



### 1GU48 Female JIS/BSP Parallel Pipe Swivel (60° Cone)

# Part Number	Thread Size G(PF)	Hose Size inch	A		H mm	W mm	Cut-Off Allowance - B		NUT C	
			inch	mm			inch	mm	inch	mm
1GU48-4-4K	1/4-19	1/4	2,06	52	19	19	1,32	33	0,23	5,8
1GU48-6-5K	3/8-19	5/16	2,35	60	22	22	1,61	41	0,27	6,9
1GU48-6-6K	3/8-19	3/8	2,19	56	22	22	1,39	35	0,27	6,9
1GU48-8-6K	1/2-14	3/8	2,33	59	27	27	1,53	39	0,35	8,9
1GU48-8-8K	1/2-14	1/2	2,37	60	27	27	1,52	39	0,35	8,9
1GU48-12-10K	3/4-14	5/8	2,66	68	36	36	1,79	45	0,38	9,7
1GU48-12-12K	3/4-14	3/4	2,70	69	36	36	1,78	45	0,38	9,7
1GU48-16-16K	1-11	1	3,13	79	41	41	2,09	53	0,46	11,7

: Non-Standard

Accessories

D

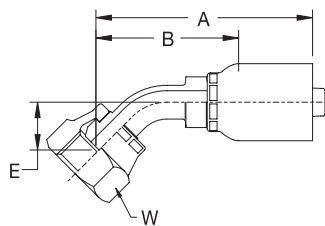
### 1G148 Female JIS/BSP Parallel Pipe Swivel (60° Cone) - 45° Elbow

# Part Number	Thread Size G(PF)	Hose Size inch	A		W mm	Cut-Off Allowance - B		DROP E		NUT C	
			inch	mm		inch	mm	inch	mm	inch	mm
1G148-6-6K	3/8-19	3/8	2,31	59	22	1,51	38	0,65	17	0,27	6,9
1G148-8-8K	1/2-14	1/2	2,56	65	27	1,71	44	0,75	19	0,35	8,9

: Non-Standard

Technical

E

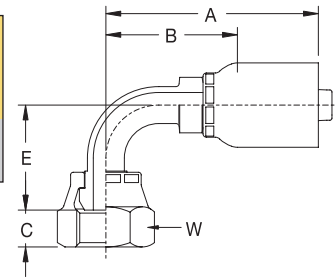


### 1G248

Female JIS/BSP Parallel Pipe Swivel (60° Cone) - 90° Elbow

# Part Number	Thread Size G(PF)	Hose Size inch	A		W mm	Cut-Off Allowance - B		DROP E		NUT C	
			inch	mm		inch	mm	inch	mm	inch	mm
1G248-6-6K	3/8-19	3/8	1,96	50	22	1,16	30	1,32	34	0,27	6,9
1G248-8-8K	1/2-14	1/2	2,15	55	27	1,31	33	1,51	38	0,35	8,9

: Non-Standard

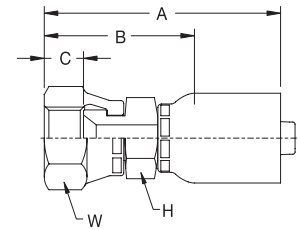


### 1MU48

Female JIS/Metric Swivel (30° Flare)

# Part Number	Thread Size Metric	Hose Size inch	A		H mm	W mm	Cut-Off Allowance - B		NUT C	
			inch	mm			inch	mm	inch	mm
1MU48-6-6K	M18 x 1,5	3/8	2,20	56	22	24	1,40	36	0,40	10,2
1MU48-8-8	M22 x 1,5	1/2	2,39	61	27	27	1,55	39	0,51	13,0

: Non-Standard

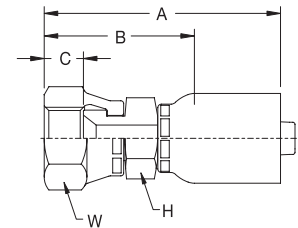


### 1FU48

Female JIS/BSP Parallel Pipe Swivel (30° Flare)

# Part Number	Thread Size G(PF)	Hose Size inch	A		H mm	W mm	Cut-Off Allowance - B		NUT C	
			inch	mm			inch	mm	inch	mm
1FU48-6-6K	3/8-19	3/8	2,19	56	22	22	1,39	35	0,39	9,9
1FU48-8-8	1/2-14	1/2	2,35	60	27	27	1,51	38	0,47	11,9

: Non-Standard

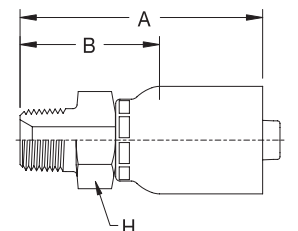


### 1UT48

Male JIS/BSP Taper Pipe-Rigid (60° Cone)

# Part Number	Thread Size R(PT)	Hose Size inch	A		H mm	Cut-Off Allowance - B	
			inch	mm		inch	mm
1UT48-6-6K	3/8-19	3/8	1,95	50	22	1,15	29
1UT48-8-6	1/2-14	3/8	2,16	55	27	1,36	35

: Non-Standard



Hose Hydraulic	A
Fitting	B
Equipment	C
Accessories	D
Technical	E

---

---

---

---

---

---


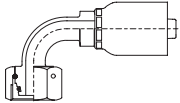
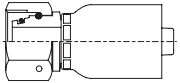
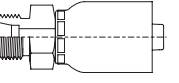
---

---

---

---

55 Series Fittings

	1CF55	B-32	1C955	B-32	1D055	B-32		
								
	Female Metric Swivel DIN 20078 with O-Ring "Light" - 90° Elbow		Female Metric Swivel DIN 20078 with O-Ring "Heavy"		Male Metric Stud DIN 20078 "Light"			

Hose Hydraulic

A

Fitting

B

Equipment

C

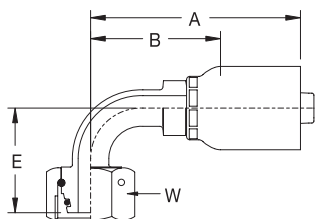
Accessories

D

Technical

E

Hose Hydraulic  
A



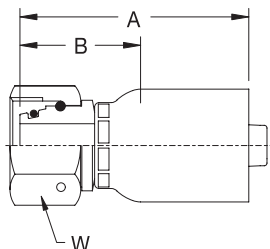
### 1CF55 Female Metric Swivel DIN 20078 with O-Ring "Light" - 90° Elbow

# Part Number	Thread Size Metric	Hose Size inch	A		W mm	Cut-Off Allowance - B		DROP E	
			inch	mm		inch	mm	inch	mm
1CF55-6-4K	M12 x 1,5	1/4	2,22	56	14	1,07	27	1,16	30
1CF55-10-4K	M16 x 1,5	1/4	2,33	59	19	1,18	30	1,34	34
1CF55-10-5K	M16 x 1,5	5/16	2,41	61	19	1,21	31	1,34	34

: Non-Standard

Fitting  
B

### 1C955 Female Metric Swivel DIN 20078 with O-Ring "Heavy"

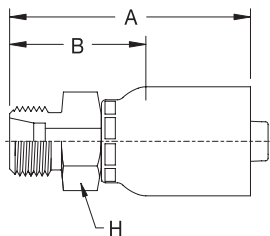


# Part Number	Thread Size Metric	Hose Size inch	A		W mm	Cut-Off Allowance - B	
			inch	mm		inch	mm
1C955-6-4K	M14 x 1,5	1/4	2,27	58	17	1,12	29
1C955-8-4K	M16 x 1,5	1/4	2,28	58	19	1,13	29
1C955-10-4K	M18 x 1,5	1/4	2,16	55	22	1,01	26

: Non-Standard

Equipment  
C

### 1D055 Male Metric Stud - DIN 20078 "Light"



# Part Number	Thread Size Metric	Hose Size inch	A		H mm	Cut-Off Allowance - B	
			inch	mm		inch	mm
1D055-10-4K	M16 x 1,5	1/4	2,29	58	17	1,14	29


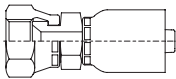
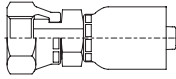



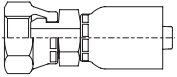
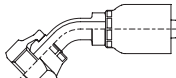
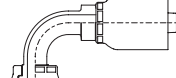

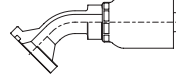
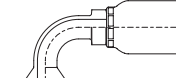
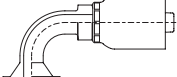

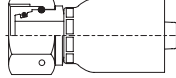
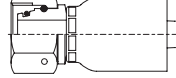
: Non-Standard

Accessories  
D

Technical  
E



70 Series Fittings

 <p>SAE</p>	<p>10670 B-34</p>  <p>Female JIC 37° Swivel</p>	<p>1JC70 B-34</p>  <p>Female "SEAL-LOK" Swivel - Short</p>	<p>1J770 B-34</p>  <p>Female "SEAL-LOK" Swivel - 45° Elbow</p>	<p>1J970 B-34</p>  <p>Female "SEAL-LOK" Swivel - 90° Elbow</p>	 <p>JIS</p>
<p>1GU70 B-35</p>  <p>Female JIS/BSP Parallel Pipe Swivel (60° Cone)</p>	<p>1G170 B-35</p>  <p>Female JIS/BSP Parallel Pipe Swivel (60° Cone) - 45° Elbow</p>	<p>1G270 B-35</p>  <p>Female JIS/BSP Parallel Pipe Swivel (60° Cone) - 90° Elbow</p>	 <p>SAE</p>	<p>11770 B-35</p>  <p>SAE Code 61 Flange Head - 45° Elbow</p>	<p>11970 B-36</p>  <p>SAE Code 61 Flange Head - 90° Elbow</p>
<p>16N70 B-36</p>  <p>SAE Code 62 Flange Head - 90° Elbow</p>	 <p>DIN</p>	<p>1CA70 B-36</p>  <p>Female Metric Swivel DIN 20078 with O-Ring "Light"</p>	<p>1C970 B-36</p>  <p>Female Metric Swivel DIN 20078 with O-Ring "Heavy"</p>		

Hose Hydraulic

A

Fitting

B

Equipment

C

Accessories

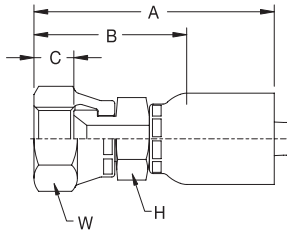
D

Technical

E

Hose Hydraulic

A



### 10670 Female JIC37° Swivel

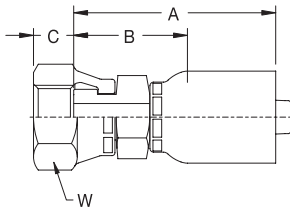
# Part Number	Thread Size UN	Hose Size inch	A		H inch	W inch	Cut-Off Allowance - B		NUT C	
			inch	mm			inch	mm	inch	mm
10670-12-12	1-1/16-12	3/4	3.16	80	1-1/16	1-1/4	1.78	45	0.56	14.2

: Non-Standard

\* NOTE : JIC 37°, SAE 45° 공용 피팅 입니다

Fitting

B



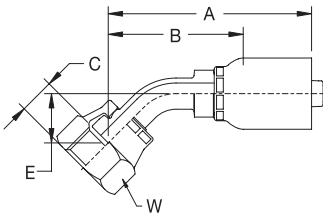
### 1JC70 Female "SEAL-LOK" Swivel - Short

# Part Number	Thread Size UN	Hose Size inch	A		H inch	W inch	Cut-Off Allowance - B		NUT C	
			inch	mm			inch	mm	inch	mm
1JC70-12-12	1-3/16-12	3/4	2.68	68	1-1/8	1-3/8	1.30	33	0.54	13.7
1JC70-16-16	1-7/16-12	1	3.17	81	1-3/8	1-5/8	1.40	35	0.55	14.0

: Non-Standard

Equipment

C



### 1J770 Female "SEAL-LOK" Swivel - 45° Elbow

# Part Number	Thread Size UN	Hose Size inch	A		W inch	Cut-Off Allowance - B		DROP E		NUT C	
			inch	mm		inch	mm	inch	mm	inch	mm
1J770-12-12	1-3/16-12	3/4	3.63	92	1-3/8	2.25	57	0.83	21	0.54	13.7
1J770-16-16	1-7/16-12	1	4.41	112	1-5/8	2.64	67	0.94	24	0.55	14.0

: Non-Standard

Accessories

D

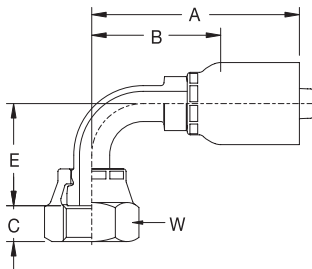
### 1J970 Female "SEAL-LOK" Swivel - 90° Elbow

# Part Number	Thread Size UN	Hose Size inch	A		W inch	Cut-Off Allowance - B		DROP E		NUT C	
			inch	mm		inch	mm	inch	mm	inch	mm
1J970-12-12	1-3/16-12	3/4	3.53	90	1-3/8	2.15	55	1.89	48	0.54	13.7
1J970-16-16	1-7/16-12	1	4.34	110	1-5/8	2.56	65	2.20	56	0.55	14.0

: Non-Standard

Technical

E

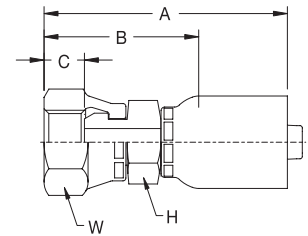


### 1GU70

Female JIS/BSP Parallel Pipe Swivel (60° Cone)

# Part Number	Thread Size G(PF)	Hose Size inch	A		H mm	W mm	Cut-Off Allowance -B		NUT C	
			inch	mm			inch	mm	inch	mm
1GU70-12-12K	3/4-14	3/4	3,23	82	27	36	1,85	47	0,38	9,7
1GU70-16-16K	1-11	1	3,76	95	36	41	1,98	50	0,46	11,7
1GU70-20-20	1-1/4-11	1 1/4	4,05	103	50	50	2,37	60	0,48	12,2

: Non-Standard

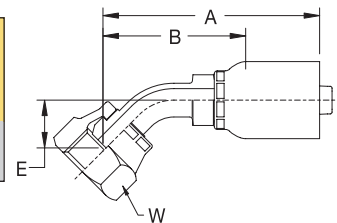


### 1G170

Female JIS/BSP Parallel Pipe Swivel(60° Cone) - 45° Elbow

# Part Number	Thread Size G(PF)	Hose Size inch	A		W mm	Cut-Off Allowance - B		DROP E		NUT C	
			inch	mm		inch	mm	inch	mm	inch	mm
1G170-8-8	1/2-14	1/2	3,06	78	27	1,85	47	0,83	21	0,35	8,9
1G170-12-12	3/4-14	3/4	3,82	97	36	2,44	62	1,02	26	0,38	9,7

: Non-Standard

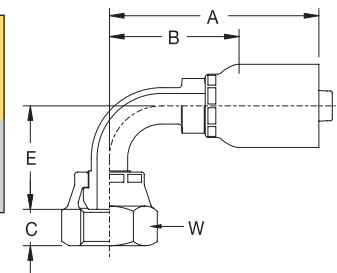


### 1G270

Female JIS/BSP Parallel Pipe Swivel(60° Cone) - 90° Elbow

# Part Number	Thread Size G(PF)	Hose Size inch	A		W mm	Cut-Off Allowance - B		DROP E		NUT C	
			inch	mm		inch	mm	inch	mm	inch	mm
1G270-8-8	1/2-14	1/2	2,71	69	27	1,50	38	1,61	41	0,35	8,9
1G270-12-12	3/4-14	3/4	3,49	89	36	2,11	54	2,17	55	0,38	9,7
1G270-16-16K	1-11	1	4,73	120	41	2,95	75	2,89	74	0,46	11,7

: Non-Standard

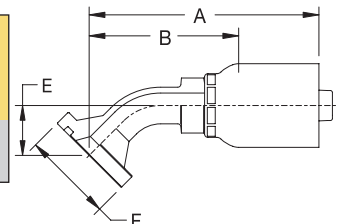


### 11770

SAE Code 61 Flange Head - 45° Elbow

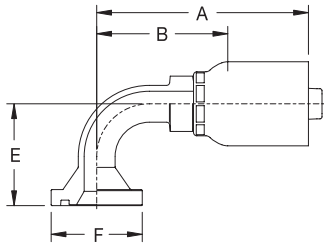
# Part Number	Flange Size inch	Hose Size inch	A		Cut-Off Allowance -B		DROP E		FLANGE DIA. F	
			inch	mm	inch	mm	inch	mm	inch	mm
11770-12-12	3/4	3/4	3,85	98	2,47	63	1,02	26	1,50	38,1
11770-24-24K	1 1/2	1 1/2	6,54	166	4,56	116	1,61	41	2,37	60,3

: Non-Standard



Hose Hydraulic

A



### 11970

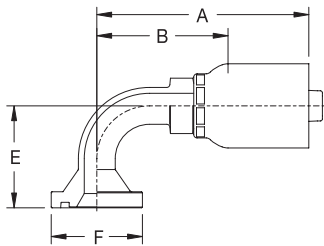
SAE Code 61 Flange Head - 90° Elbow

# Part Number	Flange Size inch	Hose Size inch	A		Cut-Off Allowance - B		DROP E		FLANGE DIA. F	
			inch	mm	inch	mm	inch	mm	inch	mm
11970-12-12	3/4	3/4	3.51	89	2.13	54	2.28	58	1.50	38.1
11970-24-24	1 1/2	1 1/2	6.16	156	4.18	106	4.09	104	2.37	60.3

: Non-Standard

Fitting

B



### 16N70

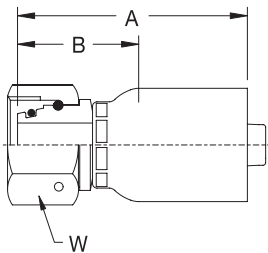
SAE Code 62 Flange Head - 90° Elbow

# Part Number	Flange Size inch	Hose Size inch	A		Cut-Off Allowance - B		DROP E		FLANGE DIA. F	
			inch	mm	inch	mm	inch	mm	inch	mm
16N70-12-12	3/4	3/4	3.51	89	2.13	54	2.28	58	1.63	41.3
16N70-16-16K	1	1	4.40	112	2.62	67	2.76	70	1.88	47.7

: Non-Standard

Equipment

C



### 1CA70

Female Metric Swivel DIN 20078 with O-Ring "Light"

# Part Number	Thread Size Metric	Hose Size inch	A		H mm	Cut-Off Allowance - B	
			inch	mm		inch	mm
1CA70-10-6K	M16 x 1.5	3/8	2.08	53	19	1.18	30
1CA70-12-6K	M18 x 1.5	3/8	2.08	53	22	1.18	30
1CA70-15-8K	M22 x 1.5	1/2	2.42	61	27	1.21	31
1CA70-18-12K	M26 x 1.5	3/4	2.56	65	32	1.18	30

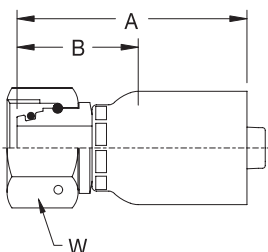
: Non-Standard

Accessories

D

Technical

E








### 1C970

Female Metric Swivel DIN 20078 with O-Ring "Heavy"

# Part Number	Thread Size Metric	Hose Size inch	A		H mm	Cut-Off Allowance - B	
			inch	mm		inch	mm
1C970-12-6K	M20 x 1.5	3/8	2.03	52	24	1.13	29
1C970-16-8K	M24 x 1.5	1/2	2.31	59	30	1.10	28
1C970-20-10K	M30 x 2.0	5/8	2.51	64	36	1.26	32

: Non-Standard

71 Series Fittings

 <p>SAE</p>	10171 B-38	10371 B-38	10571 B-38	10671 B-39	13771 B-39		
	Male NPTF	Male JIC 37°	Male SAE Straight Thread with O-Ring	Female JIC 37° Swivel	Female JIC 37° Swivel - 45° Elbow		
	13971 B-39	1JS71 B-40	1JC71 B-40	1J771 B-40	1J171 B-41	1J971 B-41	
	Female JIC 37° Swivel - 90° Elbow	Female "SEAL-LOK" Swivel - Long	Female "SEAL-LOK" Swivel - Short	Female "SEAL-LOK" Swivel - 45° Elbow	Female "SEAL-LOK" Swivel - Long Drop - 90° Elbow	Female "SEAL-LOK" Swivel - Short Drop - 90° Elbow	
	 <p>DIN</p>	1CA71 B-41	1CF71 B-42	1C971 B-42	10C71 B-42	11C71 B-42	
		Female Metric Swivel DIN 20078 with O-Ring "Light"	Female Metric Swivel DIN 20078 with O-Ring "Light" - 90° Elbow	Female Metric Swivel DIN 20078 with O-Ring "Heavy"	Female Metric Swivel DIN 20078 with O-Ring "Heavy" - 45° Elbow	Female Metric Swivel DIN 20078 with O-Ring "Heavy" - 90° Elbow	
1D271 B-43		11D71 B-43	 <p>JIS</p>	1GU71 B-43	1G171 B-43	1G271 B-44	
Male Metric Stud-DIN 20078 "Heavy"		Male Standpipe Metric "Light"		Female JIS/BSP Parallel Pipe Swivel (60° Cone)	Female JIS/BSP Parallel Pipe Swivel(60° Cone) - 45° Elbow	Female JIS/BSP Parallel Pipe Swivel(60° Cone) - 90° Elbow	
1FU71 B-44		1MU71 B-44		1XU71 B-44	1UG71 B-45	1UT71 B-45	 <p>SAE</p>
Female JIS/BSP Parallel Pipe Swivel (30° Flare)		Female JIS/Metric Swivel (30° Flare)		Female Metric Swivel (30° Flare)	Male JIS/BSP Parallel Pipe -Rigid (60° Cone)	Male JIS/BSP Taper Pipe -Rigid (60° Cone)	
11571 B-45	11771 B-46	11971 B-46		16A71 B-47	16F71 B-47	16N71 B-47	
SAE Code 61 Flange Head	SAE Code 61 Flange Head - 45° Elbow	SAE Code 61 Flange Head - 90° Elbow		SAE Code 62 Flange Head	SAE Code 62 Flange Head - 45° Elbow	SAE Code 62 Flange Head - 90° Elbow	
 <p>KOMATSU</p>	1K571 B-48	1K771 B-48	1K971 B-48				
	KOMATSU Flange Head	KOMATSU Flange Head - 45° Elbow	KOMATSU Flange Head - 90° Elbow				

Hose Hydraulic

A

Fitting

B

Equipment

C

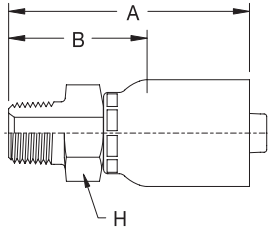
Accessories

D

Technical

E

Hose Hydraulic  
A

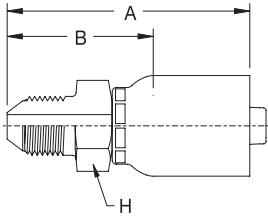


**10171**  
Male NPTF

# Part Number	Thread Size NPTF	Hose Size inch	A		H inch	Cut-Off Allowance - B	
			inch	mm		inch	mm
10171-12-12	3/4-14	3/4	3.09	78	1-1/16	1.71	43
10171-16-16	1-11.5	1	3.67	93	1-3/8	1.89	48
10171-20-20	1-1/4-11.5	1 1/4	4.08	104	1-3/4	2.39	61
10171-24-24	1-1/2-11.5	1 1/2	4.38	111	2	2.19	56
10171-32-32	2-11-1/2	2	4.72	120	2-1/2	2.52	64

: Non-Standard

Fitting  
B

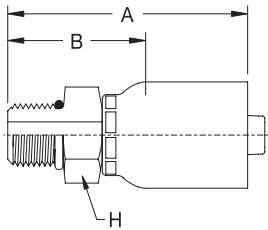


**10371**  
Male JIC 37°

# Part Number	Thread Size UN	Hose Size inch	A		H inch	Cut-Off Allowance - B	
			inch	mm		inch	mm
10371-12-12	1-1/16-12	3/4	3.19	81	1-1/8	1.81	46
10371-16-16	1-5/16-12	1	3.70	94	1-3/8	1.93	49
10371-20-20	1-5/8-12	1 1/4	3.96	101	1-7/8	2.27	58
10371-24-24	1-7/8-12	1 1/2	4.30	109	2	2.11	54
10371-32-32	2-1/2-12	2	4.96	126	2-5/8	2.76	70

: Non-Standard

Equipment  
C



**10571**  
Male SAE Straight Thread with O-Ring

# Part Number	Thread Size UN	Hose Size inch	A		H inch	Cut-Off Allowance - B	
			inch	mm		inch	mm
10571-16-16	1-5/16-12	1	3.44	87	1-1/2	1.67	42
10571-20-20	1-5/8-12	1 1/4	3.69	94	1-7/8	2.00	51

Without O-Ring

: Non-Standard

D

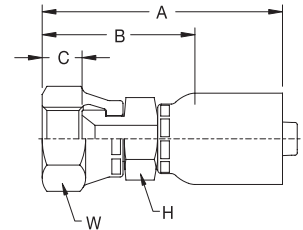
Technical

E



**10671**  
Female JIC 37° Swivel

# Part Number	Thread Size UN	Hose Size inch	A		H inch	W inch	Cut-Off Allowance - B		NUT C	
			inch	mm			inch	mm	inch	mm
* 10671-10-10	7/8-14	5/8	2,82	72	15/16	1	1,57	40	0,49	12,4
* 10671-12-10	1-1/16-12	5/8	3,00	76	1-1/16	1-1/4	1,75	44	0,56	14,2
* 10671-12-12	1-1/16-12	3/4	3,16	80	1-1/16	1-1/4	1,78	45	0,56	14,2
10671-16-12	1-5/16-12	3/4	3,30	84	1-1/4	1-1/2	1,92	49	0,60	15,2
10671-16-16	1-5/16-12	1	3,68	94	1-3/8	1-1/2	1,91	48	0,60	15,2
10671-20-16	1-5/8-12	1	3,87	98	1-5/8	2	2,09	53	0,62	15,7
10671-20-20	1-5/8-12	1 1/4	3,92	100	1-7/8	2	2,23	57	0,62	15,7
10671-24-20	1-7/8-12	1 1/4	4,12	105	2-1/8	2-1/4	2,43	62	0,74	18,8
10671-24-24	1-7/8-12	1 1/2	4,71	120	2-1/8	2-1/4	2,52	64	0,74	18,8
10671-32-32	2-1/2-12	2	5,38	137	2-1/2	2-7/8	3,18	81	0,93	23,6

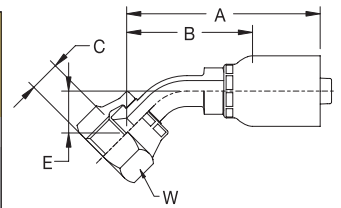


: Non-Standard

\* NOTE : JIC 37° , SAE 45° 공용 피팅 입니다

**13771**  
Female JIC 37° Swivel - 45° Elbow

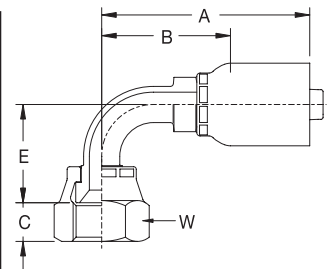
# Part Number	Thread Size UN	Hose Size inch	A		W inch	Cut-Off Allowance - B		DROP E		NUT C	
			inch	mm		inch	mm	inch	mm	inch	mm
13771-12-12K	1-1/16-12	3/4	3,91	99	1-1/4	2,53	64	1,06	27	0,56	14,2
13771-12-12D40	1-1/16-12	3/4	4,42	112	1-1/4	3,05	77	1,57	40	0,56	14,2
13771-16-12	1-5/16-12	3/4	3,75	95	1-1/2	2,38	60	0,94	24	0,60	15,2
13771-16-16K	1-5/16-12	1	4,84	123	1-1/2	3,06	78	1,30	33	0,60	15,2
13771-20-20K	1-5/8-12	1 1/4	5,84	148	2	4,15	105	1,77	45	0,62	15,7
13771-24-24K	1-7/8-12	1 1/2	7,25	184	2-1/4	5,06	128	2,05	52	0,74	18,8



: Non-Standard

**13971**  
Female JIC 37° Swivel - 90° Elbow

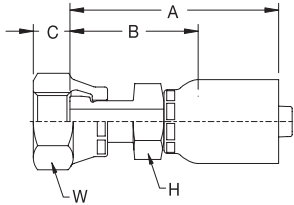
# Part Number	Thread Size UN	Hose Size inch	A		W inch	Cut-Off Allowance - B		DROP E		NUT C	
			inch	mm		inch	mm	inch	mm	inch	mm
13971-12-12K	1-1/16-12	3/4	3,49	89	1-1/4	2,11	54	2,09	53	0,56	14,2
13971-12-12D95	1-1/16-12	3/4	3,49	89	1-1/4	2,11	54	3,74	95	0,56	14,2
13971-16-12K	1-5/16-12	3/4	3,49	89	1-1/2	2,11	54	2,20	56	0,60	15,2
13971-16-16K	1-5/16-12	1	4,41	112	1-1/2	2,63	67	2,76	70	0,60	15,2
13971-20-20K	1-5/8-12	1 1/4	5,10	129	2	3,41	87	3,35	85	0,62	15,7
13971-24-24K	1-7/8-12	1 1/2	6,44	163	2-1/4	4,24	108	4,21	107	0,74	18,8



: Non-Standard

Hose Hydraulic

A



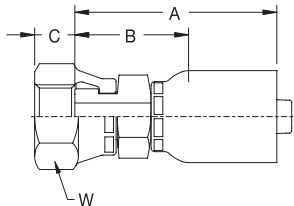
### 1JS71 Female "SEAL-LOK" Swivel - Long

# Part Number	Thread Size UN	Hose Size inch	A		H inch	W inch(mm)	Cut-Off Allowance - B		NUT C	
			inch	mm			inch	mm	inch	mm
1JS71-8-8	13/16-16	1/2	2,65	67	13/16	15/16	1,44	37	0,42	10,7
1JS71-12-12	1-3/16-12	3/4	3,31	84	1-1/8	1-3/8	1,93	49	0,54	13,7
1JS71-12-12-SM	1-3/16-12	3/4	3,31	84	1-1/8	(36)	1,93	49	0,54	13,7
1JS71-16-16	1-7/16-12	1	3,70	94	1-3/8	1-5/8	1,92	49	0,55	14,0
1JS71-16-16-SM	1-7/16-12	1	3,70	94	1-3/8	(41)	1,92	49	0,55	14,0
1JS71-20-20	1-11/16-12	1 1/4	3,77	96	1-3/4	1-7/8	2,08	53	0,57	14,5
1JS71-24-24K	2-12	1 1/2	4,75	121	2	2-1/4	2,56	65	0,60	15,2

: Non-Standard

Fitting

B



### 1JC71 Female "SEAL-LOK" Swivel - Short

# Part Number	Thread Size UN	Hose Size inch	A		H inch(mm)	W inch(mm)	Cut-Off Allowance - B		NUT C	
			inch	mm			inch	mm	inch	mm
1JC71-12-12	1-3/16-12	3/4	2,68	68	1-1/8	1-3/8	1,30	33	0,54	13,7
1JC71-12-12-SM	1-3/16-12	3/4	2,68	68	(32)	(36)	1,30	33	0,54	13,7
1JC71-16-12	1-7/16-12	3/4	2,83	72	1-3/8	1-5/8	1,45	37	0,55	14,0
1JC71-16-12-SM	1-7/16-12	3/4	2,83	72	(36)	(41)	1,45	37	0,55	14,0
1JC71-16-16	1-7/16-12	1	3,22	82	1-3/8	1-5/8	1,44	37	0,55	14,0
1JC71-16-16-SM	1-7/16-12	1	3,22	82	(36)	(41)	1,44	37	0,55	14,0
1JC71-20-16-SM	1-11/16-12	1	3,15	80	(41)	(50)	1,38	35	0,57	14,5
1JC71-20-20	1-11/16-12	1 1/4	3,27	83	1-7/8	1-7/8	1,58	40	0,57	14,5
1JC71-20-20-SM	1-11/16-12	1 1/4	3,27	83	(50)	(50)	1,58	40	0,57	14,5
1JC71-24-24	2-12	1 1/2	3,86	98	2	2-1/4	1,67	42	0,60	15,2
1JC71-24-24-SMK	2-12	1 1/2	3,86	98	(50)	(60)	1,67	42	0,60	15,2

: Non-Standard

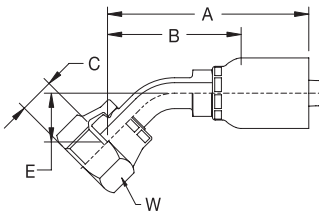
Equipment

C

Accessories

D

### 1J771 Female "SEAL-LOK" Swivel - 45° Elbow



# Part Number	Thread Size UN	Hose Size inch	A		W inch(mm)	Cut-Off Allowance - B		DROP E		NUT C	
			inch	mm		inch	mm	inch	mm	inch	mm
1J771-12-12	1-3/16-12	3/4	3,63	92	1-3/8	2,25	57	0,83	21	0,54	13,7
1J771-12-12-SM	1-3/16-12	3/4	3,63	92	(36)	2,25	57	0,83	21	0,54	13,7
1J771-12-12D35-SM	1-3/16-12	3/4	4,22	107	(36)	2,84	72	1,38	35	0,54	13,7
1J771-16-12K	1-7/16-12	3/4	3,75	95	1-5/8	2,38	60	0,94	24	0,55	14,0
1J771-16-16	1-7/16-12	1	4,46	113	1-5/8	2,68	68	0,94	24	0,55	14,0
1J771-20-20K	1-11/16-12	1 1/4	5,70	145	1-7/8	4,02	102	1,61	41	0,57	14,5

: Non-Standard

Technical

E

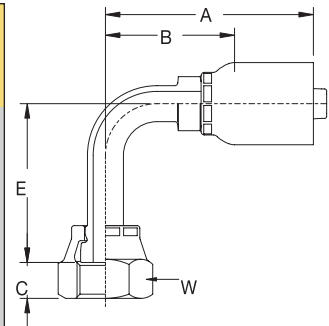


### 1J171

Female "SEAL-LOK" Swivel - Long Drop - 90° Elbow

# Part Number	Thread Size UN	Hose Size inch	A		W inch(mm)	Cut-Off Allowance - B		DROP E		NUT C	
			inch	mm		inch	mm	inch	mm	inch	mm
1J171-8-8K	13/16-16	1/2	2.58	66	15/16	1.37	35	2.51	64	0.42	10.7
1J171-8-8D96	13/16-16	1/2	3.43	87	15/16	2.22	57	3.78	96	0.42	10.7
1J171-8-8D130	13/16-16	1/2	3.43	87	15/16	2.22	57	5.12	130	0.42	10.7
1J171-10-10K	1-14	5/8	3.09	79	1-1/8	1.84	47	2.76	70	0.46	11.7
1J171-10-10D63	1-14	5/8	3.09	79	1-1/8	1.84	47	2.48	63	0.46	11.7
1J171-10-10D130	1-14	5/8	3.09	79	1-1/8	1.84	47	5.12	130	0.46	11.7
1J171-12-12	1-3/16-12	3/4	3.53	90	1-3/8	2.15	55	3.78	96	0.54	13.7
1J171-12-12-SM	1-3/16-12	3/4	3.53	90	(36)	2.15	55	3.78	96	0.54	13.7
1J171-16-16	1-7/16-12	1	4.35	111	1-5/8	2.58	65	4.49	114	0.55	14.0

: Non-Standard

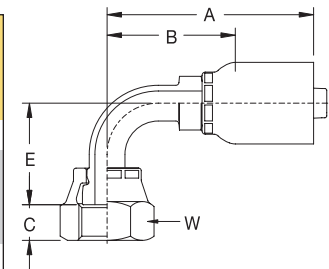


### 1J971

Female "SEAL-LOK" Swivel - Short Drop - 90° Elbow

# Part Number	Thread Size UN	Hose Size inch	A		W inch(mm)	Cut-Off Allowance - B		DROP E		NUT C	
			inch	mm		inch	mm	inch	mm	inch	mm
1J971-12-12	1-3/16-12	3/4	3.53	90	1-3/8	2.15	55	1.89	48	0.54	13.7
1J971-12-12-SM	1-3/16-12	3/4	3.53	90	(36)	2.15	55	1.89	48	0.54	13.7
1J971-12-12D58-SM	1-3/16-12	3/4	3.53	90	(36)	2.15	55	2.28	58	0.54	13.7
1J971-16-12K	1-7/16-12	3/4	3.49	89	1-5/8	2.11	54	2.20	56	0.55	14.0
1J971-16-16	1-7/16-12	1	4.39	111	1-5/8	2.61	66	2.20	56	0.55	14.0
1J971-16-16-SM	1-7/16-12	1	4.39	111	(41)	2.61	66	2.20	56	0.55	14.0
1J971-20-16K	1-11/16-12	1	4.76	121	1-7/8	2.98	76	2.52	64	0.57	14.5
1J971-20-20K	1-11/16-12	1 1/4	5.10	129	1-7/8	3.41	87	3.23	82	0.57	14.5

: Non-Standard

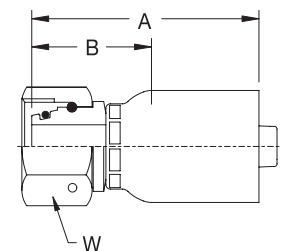


### 1CA71

Female Metric Swivel DIN 20078 with O-Ring "Light"

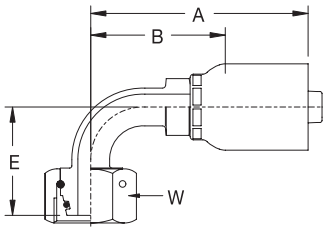
# Part Number	Thread Size Metric	Hose Size inch	A		W mm	Cut-Off Allowance - B	
			inch	mm		inch	mm
1CA71-18-10K	M26 x 1.5	5/8	2.80	71	32	1.55	39
1CA71-18-12K	M26 x 1.5	3/4	2.55	65	32	1.18	30
1CA71-22-12K	M30 x 2.0	3/4	2.49	63	36	1.11	28
1CA71-28-16K	M36 x 2.0	1	3.14	80	46	1.37	35
1CA71-28-20K	M36 x 2.0	1 1/4	3.20	81	46	1.52	38

: Non-Standard



Hose Hydraulic

A



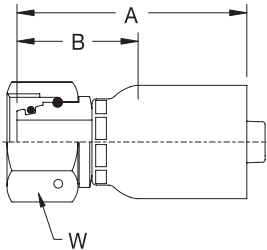
### 1CF71 Female Metric Swivel DIN 20078 with O-Ring "Light" - 90° Elbow

# Part Number	Thread Size Metric	Hose Size inch	A		W mm	Cut-Off Allowance - B		DROP E	
			inch	mm		inch	mm	inch	mm
1CF71-15-8K	M22 x 1,5	1/2	2,94	75	27	1,74	44	1,65	42

: Non-Standard

Fitting

B



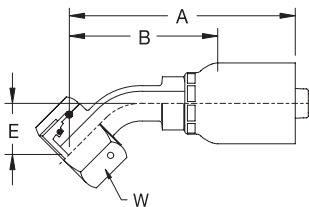
### 1C971 Female Metric Swivel DIN 20078 with O-Ring "Heavy"

# Part Number	Thread Size Metric	Hose Size inch	A		W mm	Cut-Off Allowance - B	
			inch	mm		inch	mm
1C971-12-6K	M20 x 1,5	3/8	2,03	52	24	1,13	29
1C971-16-8K	M24 x 1,5	1/2	2,30	59	30	1,10	28
1C971-20-10K	M30 x 2,0	5/8	2,51	64	36	1,26	32
1C971-25-12K	M36 x 2,0	3/4	2,65	67	46	1,27	32
1C971-25-16K	M36 x 2,0	1	3,13	79	46	1,35	34
1C971-30-16K	M42 x 2,0	1	3,13	79	50	1,35	34
1C971-30-20K	M42 x 2,0	1 1/4	3,31	84	50	1,62	41
1C971-38-20K	M52 x 2,0	1 1/4	3,16	80	60	1,47	37

: Non-Standard

Equipment

C



### 10C71 Female Metric Swivel DIN 20078 with O-Ring "Heavy" - 45° Elbow

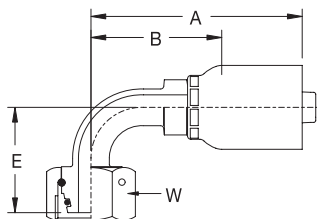
# Part Number	Thread Size Metric	Hose Size inch	A		W mm	Cut-Off Allowance - B		DROP E	
			inch	mm		inch	mm	inch	mm
10C71-20-12K	M30 x 2,0	3/4	4,10	104	36	2,72	69	1,18	30
10C71-25-16K	M36 x 2,0	1	4,70	119	46	3,08	78	1,30	33

: Non-Standard

Accessories

D

### 11C71 Female Metric Swivel DIN 20078 with O-Ring "Heavy" - 90° Elbow



# Part Number	Thread Size Metric	Hose Size inch	A		W mm	Cut-Off Allowance - B		DROP E	
			inch	mm		inch	mm	inch	mm
11C71-20-12K	M30 x 2,0	3/4	3,64	92	36	2,26	57	2,28	58
11C71-25-12K	M36 x 2,0	3/4	3,41	87	46	2,03	52	2,56	65
11C71-25-16K	M36 x 2,0	1	4,35	110	46	2,57	65	2,76	70
11C71-30-16K	M42 x 2,0	1	4,78	121	50	3,01	76	2,95	75
11C71-38-20K	M52 x 2,0	1 1/4	5,23	133	60	3,54	90	3,94	100

: Non-Standard

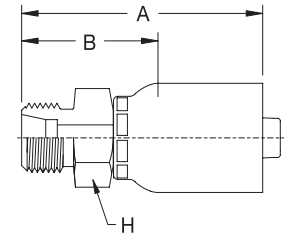
Technical

E

**1D271**  
Male Metric Stud - DIN 20078 "Heavy"

# Part Number	Thread Size Metric	Hose Size inch	A		H mm	Cut-Off Allowance - B	
			inch	mm		inch	mm
1D271-20-12K	M30 x 2.0	3/4	2.83	72	30	1.45	37
1D271-25-12K	M36 x 2.0	3/4	2.91	74	36	1.53	39
1D271-25-16K	M36 x 2.0	1	3.30	84	36	1.52	39
1D271-30-16K	M42 x 2.0	1	3.42	87	46	1.64	42
1D271-30-20K	M42 x 2.0	1 1/4	3.47	88	46	1.78	45
1D271-38-20K	M52 x 2.0	1 1/4	3.58	91	55	1.89	48

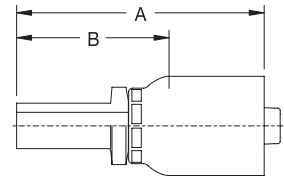
: Non-Standard



**11D71**  
Male Standpipe Metric "Light"

# Part Number	Tube O.D Metric(mm)	Hose Size inch	A		Cut-Off Allowance - B	
			inch	mm	inch	mm
11D71-22-12K	22	3/4	2.98	76	1.60	41

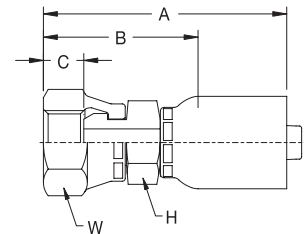
: Non-Standard



**1GU71**  
Female JIS/BSP Parallel Pipe Swivel (60° Cone)

# Part Number	Thread Size G(PF)	Hose Size inch	A		H mm	W mm	Cut-Off Allowance - B		NUT C	
			inch	mm			inch	mm	inch	mm
1GU71-12-12	3/4-14	3/4	3.23	82	36	36	1.85	47	0.38	9.7
1GU71-16-12	1-11	3/4	3.42	87	41	41	2.04	52	0.46	11.7
1GU71-16-16	1-11	1	3.80	97	41	41	2.03	51	0.46	11.7
1GU71-20-20	1-1/4-11	1 1/4	4.05	103	50	50	2.36	60	0.48	12.2
1GU71-24-24	1-1/2-11	1 1/2	4.80	122	60	60	2.61	66	0.48	12.2
1GU71-32-32	2-11	2	5.16	131	70	70	2.96	75	0.58	14.7

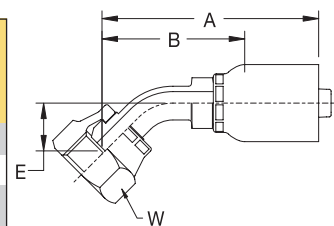
: Non-Standard



**1G171**  
Female JIS/BSP Parallel Pipe Swivel(60° Cone) - 45° Elbow

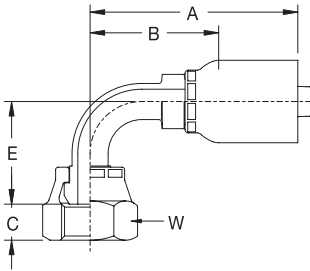
# Part Number	Thread Size G(PF)	Hose Size inch	A		W mm	Cut-Off Allowance - B		DROP E		NUT C	
			inch	mm		inch	mm	inch	mm	inch	mm
1G171-8-8	1/2-14	1/2	3.06	78	27	1.85	47	0.83	21	0.35	8.9
1G171-12-12	3/4-14	3/4	3.82	97	36	2.44	62	1.02	26	0.38	9.7
1G171-12-12D35	3/4-14	3/4	4.18	106	36	2.80	71	1.38	35	0.38	9.7
1G171-16-16K	1-11	1	4.88	124	41	3.10	79	1.30	33	0.46	11.7
1G171-20-20	1-1/4-11	1 1/4	5.86	149	50	4.17	106	1.81	46	0.48	12.2

: Non-Standard



Hose Hydraulic

A



### 1G271

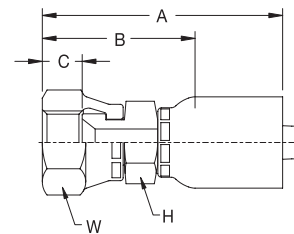
Female JIS/BSP Parallel Pipe Swivel (60° Cone) - 90° Elbow

# Part Number	Thread Size G(PF)	Hose Size inch	A		W mm	Cut-Off Allowance - B		DROP E		NUT C	
			inch	mm		inch	mm	inch	mm	inch	mm
1G271-8-8	1/2-14	1/2	2,71	69	27	1,50	38	1,61	41	0,35	8,9
1G271-12-12	3/4-14	3/4	3,49	89	36	2,11	54	2,17	55	0,38	9,7
1G271-12-12D70	3/4-14	3/4	3,49	89	36	2,11	54	2,76	70	0,38	9,7
1G271-16-16K	1-11	1	4,78	121	41	3,00	76	2,89	74	0,46	11,7
1G271-20-20	1-1/4-11	1 1/4	5,09	129	50	3,40	86	3,43	87	0,48	12,2
1G271-24-24K	1-1/2-11	1 1/2	6,45	164	60	4,26	108	4,33	110	0,48	12,2

: Non-Standard

Fitting

B



### 1FU71

Female JIS/BSP Parallel Pipe Swivel (30° Flare)

# Part Number	Thread Size G(PF)	Hose Size inch	A		H mm	W mm	Cut-Off Allowance - B		NUT C	
			inch	mm			inch	mm	inch	mm
1FU71-12-12	3/4-14	3/4	3,17	80	36	36	1,79	45	0,50	12,7
1FU71-16-16	1-11	1	3,71	94	41	41	1,94	49	0,58	14,7
1FU71-20-20	1-1/4-11	1 1/4	3,98	101	50	50	2,29	58	0,60	15,2
1FU71-24-24	1-1/2-11	1 1/2	4,78	121	60	60	2,59	66	0,64	16,3
1FU71-32-32K	2-11	2	5,11	130	60	70	2,91	74	0,69	17,5

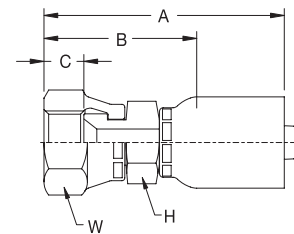
: Non-Standard

Equipment

C

### 1MU71

Female JIS/Metric Swivel (30° Flare)



# Part Number	Thread Size Metric	Hose Size inch	A		H mm	W mm	Cut-Off Allowance - B		NUT C	
			inch	mm			inch	mm	inch	mm
1MU71-12-12	M27 x 2,0	3/4	3,16	80	36	36	1,78	45	0,49	12,4
1MU71-16-16	M33 x 2,0	1	3,64	93	41	41	1,87	47	0,51	13,0
1MU71-20-20	M42 x 2,0	1 1/4	3,95	100	50	50	2,26	57	0,57	14,5
1MU71-24-24	M50 x 2,0	1 1/2	4,78	121	60	60	2,59	66	0,64	16,3
1MU71-32-32	M60 x 2,0	2	5,15	131	70	70	2,95	75	0,73	18,5

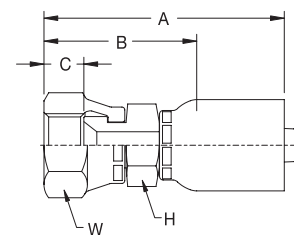
: Non-Standard

Accessories

D

### 1XU71

Female Metric Swivel (30° Flare)



# Part Number	Thread Size Metric	Hose Size inch	A		H mm	W mm	Cut-Off Allowance - B		NUT C	
			inch	mm			inch	mm	inch	mm
1XU71-12-12	M30 x 1,5	3/4	3,39	86	32	36	2,01	51	0,72	18,3
1XU71-16-16	M33 x 1,5	1	4,09	104	36	41	2,31	59	0,87	22,1

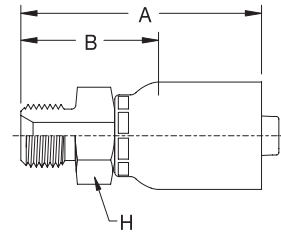
: Non-Standard

Technical

E

### 1UG71 Male JIS/BSP Parallel Pipe-Rigid (60° Cone)

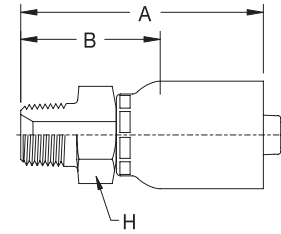
# Part Number	Thread Size G(PF)	Hose Size inch	A		H mm	Cut-Off Allowance - B	
			inch	mm		inch	mm
1UG71-12-12	3/4-14	3/4	3,02	77	36	1,64	42
1UG71-16-16	1-11	1	3,52	89	41	1,75	44
1UG71-20-20	1-1/4-11	1 1/4	3,77	96	50	2,08	53
1UG71-24-24K	1-1/2-11	1 1/2	4,40	112	60	2,21	56



: Non-Standard

### 1UT71 Male JIS/BSP Taper Pipe-Rigid (60° Cone)

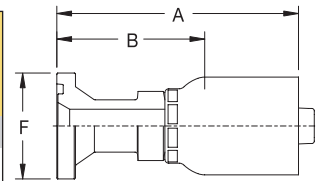
# Part Number	Thread Size R(PT)	Hose Size inch	A		H mm	Cut-Off Allowance - B	
			inch	mm		inch	mm
1UT71-12-12	3/4-14	3/4	2,98	76	36	1,60	41
1UT71-16-12	1-11	3/4	3,17	81	41	1,79	46
1UT71-16-16	1-11	1	3,55	90	41	1,78	45
1UT71-20-20K	1-1/4-11	1 1/4	3,79	96	50	2,10	53
1UT71-24-24	1-1/2-11	1 1/2	4,46	113	60	2,27	58
1UT71-32-32	2-11	2	4,95	126	70	2,75	70



: Non-Standard

### 11571 SAE Code 61 Flange Head

# Part Number	Flange Size inch	Hose Size inch	A		Cut-Off Allowance - B		FLANGE DIA. F	
			inch	mm	inch	mm	inch	mm
11571-12-8	3/4	1/2	2,46	62	1,25	32	1,50	38,1
11571-12-12	3/4	3/4	3,86	98	2,48	63	1,50	38,1
11571-16-12	1	3/4	2,74	70	1,36	35	1,75	44,5
11571-16-16	1	1	4,33	110	2,55	65	1,75	44,5
11571-20-12	1 1/4	3/4	2,96	75	1,58	40	2,00	50,8
11571-20-16	1 1/4	1	3,28	83	1,50	38	2,00	50,8
11571-20-20	1 1/4	1 1/4	4,70	119	3,01	76	2,00	50,8
11571-24-20	1 1/2	1 1/4	3,22	82	1,53	39	2,37	60,3
11571-24-24	1 1/2	1 1/2	5,47	139	3,28	83	2,37	60,3
11571-32-24	2	1 1/2	4,01	102	1,82	46	2,81	71,4
11571-32-32	2	2	5,65	144	3,45	88	2,81	71,4



: Non-Standard

Hose Hydraulic

A

Fitting

B

Equipment

C

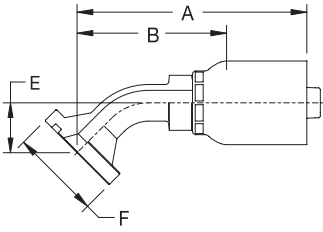
Accessories

D

Technical

E

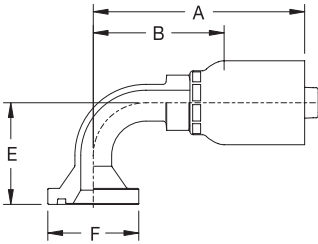
### 11771 SAE Code 61 Flange Head - 45° Elbow



# Part Number	Flange Size inch	Hose Size inch	A		Cut-Off Allowance - B		DROP E		FLANGE DIA. F	
			inch	mm	inch	mm	inch	mm	inch	mm
11771-12-12	3/4	3/4	3.85	98	2.47	63	1.02	26	1.50	38.1
11771-12-12D47	3/4	3/4	4.68	119	3.30	84	1.85	47	1.50	38.1
11771-16-12K	1	3/4	3.85	98	2.47	63	1.10	28	1.75	44.5
11771-16-16	1	1	4.83	123	3.06	78	1.26	32	1.75	44.5
11771-20-16	1 1/4	1	4.83	123	3.06	78	1.26	32	2.00	50.8
11771-20-20	1 1/4	1 1/4	5.61	142	3.92	100	1.50	38	2.00	50.8
11771-24-20K	1 1/2	1 1/4	5.72	145	4.03	102	1.69	43	2.37	60.3
11771-24-24K	1 1/2	1 1/2	6.72	171	4.53	115	1.61	41	2.37	60.3
11771-32-24K	2	1 1/2	7.10	180	4.91	125	1.97	50	2.81	71.4
11771-32-32K	2	2	7.86	200	5.66	144	1.93	49	2.81	71.4

: Non-Standard

### 11971 SAE Code 61 Flange Head - 90° Elbow



# Part Number	Flange Size inch	Hose Size inch	A		Cut-Off Allowance - B		DROP E		FLANGE DIA. F	
			inch	mm	inch	mm	inch	mm	inch	mm
11971-8-8K	1/2	1/2	3.14	80	1.93	49	1.69	43	1.19	30.2
11971-12-8K	3/4	1/2	3.29	84	2.08	53	2.28	58	1.50	38.1
11971-12-12	3/4	3/4	3.51	89	2.13	54	2.28	58	1.50	38.1
11971-12-12D70	3/4	3/4	3.53	90	2.16	55	2.76	70	1.50	38.1
11971-12-12D90	3/4	3/4	3.53	90	2.16	55	3.54	90	1.50	38.1
11971-12-12D100	3/4	3/4	3.53	90	2.16	55	3.94	100	1.50	38.1
11971-12-12D130	3/4	3/4	3.53	90	2.16	55	5.12	130	1.50	38.1
11971-12-12D150	3/4	3/4	3.53	90	2.16	55	5.91	150	1.50	38.1
11971-16-12	1	3/4	3.59	91	2.21	56	2.24	57	1.75	44.5
11971-16-12D130	1	3/4	3.59	91	2.21	56	5.12	130	1.75	44.5
11971-16-16K	1	1	4.44	113	2.67	68	2.76	70	1.75	44.5
11971-16-16D80	1	1	4.44	113	2.67	68	3.15	80	1.75	44.5
11971-16-16D100	1	1	4.44	113	2.67	68	3.94	100	1.75	44.5
11971-16-16D117	1	1	4.44	113	2.67	68	4.61	117	1.75	44.5
11971-16-16D130	1	1	4.44	113	2.67	68	5.12	130	1.75	44.5
11971-16-16D150	1	1	4.44	113	2.67	68	5.91	150	1.75	44.5
11971-16-16D160	1	1	4.44	113	2.67	68	6.30	160	1.75	44.5
11971-16-16D180	1	1	4.44	113	2.67	68	7.09	180	1.75	44.5
11971-16-16D190	1	1	4.44	113	2.67	68	7.48	190	1.75	44.5
11971-20-16	1 1/4	1	4.33	110	2.55	65	2.76	70	2.00	50.8
11971-20-16D100	1 1/4	1	4.36	111	2.58	66	3.94	100	2.00	50.8
11971-20-20	1 1/4	1 1/4	5.12	130	3.43	87	3.54	90	2.00	50.8
11971-20-20D110	1 1/4	1 1/4	5.20	132	3.52	89	4.33	110	2.00	50.8
11971-20-20D130	1 1/4	1 1/4	5.34	136	3.65	93	5.12	130	2.00	50.8
11971-24-20	1 1/2	1 1/4	5.09	129	3.41	86	3.54	90	2.37	60.3
11971-24-24	1 1/2	1 1/2	6.34	161	4.15	105	4.09	104	2.37	60.3
11971-32-32K	2	2	7.78	198	5.58	142	4.72	120	2.81	71.4

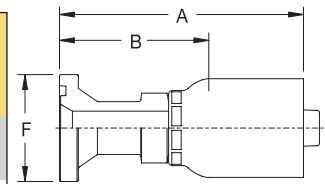
: Non-Standard

### 16A71

SAE Code 62 Flange Head

# Part Number	Flange Size inch	Hose Size inch	A		Cut-Off Allowance - B		FLANGE DIA. F	
			inch	mm	inch	mm	inch	mm
16A71-12-12	3/4	3/4	4.12	105	2.74	70	1.63	41.3
16A71-16-12	1	3/4	3.10	79	1.72	44	1.88	47.7
16A71-16-16	1	1	4.89	124	3.11	79	1.88	47.7
16A71-20-16	1 1/4	1	3.68	94	1.91	48	2.13	54.0
16A71-20-20	1 1/4	1 1/4	5.01	127	3.32	84	2.13	54.0
16A71-24-24	1 1/2	1 1/2	6.34	161	4.15	105	2.50	63.5
16A71-32-32	2	2	7.16	182	4.96	126	3.13	79.4

: Non-Standard

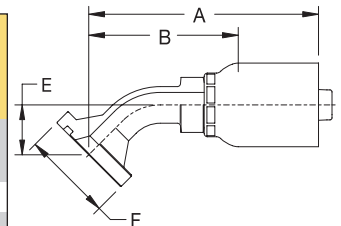


### 16F71

SAE Code 62 Flange Head - 45° Elbow

# Part Number	Flange Size inch	Hose Size inch	A		Cut-Off Allowance - B		DROP E		FLANGE DIA. F	
			inch	mm	inch	mm	inch	mm	inch	mm
16F71-12-12K	3/4	3/4	3.89	99	2.51	64	1.06	27	1.63	41.3
16F71-16-12K	1	3/4	3.84	98	2.46	63	1.02	26	1.88	47.7
16F71-16-16K	1	1	4.83	123	3.06	78	1.26	32	1.88	47.7
16F71-20-16K	1 1/4	1	4.83	123	3.06	78	1.26	32	2.13	54.0
16F71-20-20K	1 1/4	1 1/4	5.61	142	3.92	100	1.50	38	2.13	54.0
16F71-24-24K	1 1/2	1 1/2	6.80	173	4.61	117	1.73	44	2.50	63.5
16F71-32-32K	2	2	8.27	210	6.07	154	2.05	52	3.13	79.4

: Non-Standard

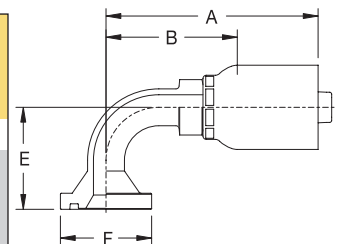


### 16N71

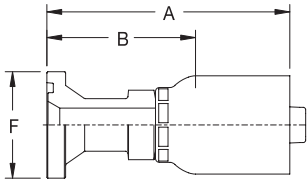
SAE Code 62 Flange Head - 90° Elbow

# Part Number	Flange Size inch	Hose Size inch	A		Cut-Off Allowance - B		DROP E		FLANGE DIA. F	
			inch	mm	inch	mm	inch	mm	inch	mm
16N71-12-12	3/4	3/4	3.51	89	2.13	54	2.28	58	1.63	41.3
16N71-12-12D100	3/4	3/4	3.51	89	2.13	54	3.94	100	1.63	41.3
16N71-16-12	1	3/4	3.52	89	2.14	54	2.28	58	1.88	47.7
16N71-16-12D73	1	3/4	3.52	89	2.14	54	2.87	73	1.88	47.7
16N71-16-16D130	1	1	4.44	113	2.67	68	5.12	130	1.88	47.7
16N71-16-16D160	1	1	4.44	113	2.67	68	6.30	160	1.88	47.7
16N71-16-16K	1	1	4.44	113	2.67	68	2.76	70	1.88	47.7
16N71-20-16	1 1/4	1	4.35	111	2.58	65	2.76	70	2.13	54.0
16N71-20-20D120	1 1/4	1 1/4	5.39	137	3.70	94	4.72	120	2.13	54.0
16N71-20-20K	1 1/4	1 1/4	5.18	132	3.50	89	3.54	90	2.13	54.0
16N71-24-20K	1 1/2	1 1/4	5.19	132	3.50	89	3.54	90	2.50	63.5
16N71-24-24K	1 1/2	1 1/2	6.32	161	4.13	105	4.09	104	2.50	63.5
16N71-32-32K	2	2	7.78	198	5.58	142	4.88	124	3.13	79.4

: Non-Standard



Hose Hydraulic  
A

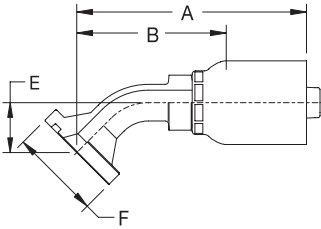


**1K571**  
KOMATSU Flange Head

# Part Number	Flange Size inch	Hose Size inch	A		Cut-Off Allowance - B		FLANGE DIA. F	
			inch	mm	inch	mm	inch	mm
1K571-10-10	5/8	5/8	3,69	94	2,44	62	1,35	34,2
1K571-12-12	3/4	3/4	3,86	98	2,48	63	1,50	38,1
1K571-16-16	1	1	4,32	110	2,55	65	1,75	44,5
1K571-20-20	1 1/4	1 1/4	4,70	119	3,01	76	2,00	50,8
1K571-24-24	1 1/2	1 1/2	5,47	139	3,28	83	2,37	60,3

: Non-Standard

Fitting  
B

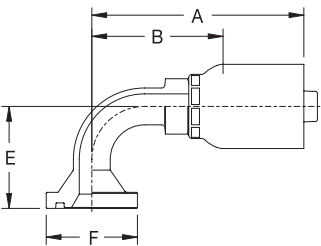


**1K771**  
KOMATSU Flange Head - 45° Elbow

# Part Number	Flange Size inch	Hose Size inch	A		Cut-Off Allowance - B		DROP E		FLANGE DIA. F	
			inch	mm	inch	mm	inch	mm	inch	mm
1K771-12-12K	3/4	3/4	3,85	98	2,47	63	1,02	26	1,50	38,1
1K771-16-16K	1	1	4,83	123	3,05	78	1,26	32	1,75	44,5
1K771-20-20K	1 1/4	1 1/4	5,32	135	3,63	92	1,26	32	2,00	50,8
1K771-24-24K	1 1/2	1 1/2	6,80	173	4,61	117	1,69	43	2,37	60,3

: Non-Standard

Equipment  
C



**1K971**  
KOMATSU Flange Head - 90° Elbow

# Part Number	Flange Size inch	Hose Size inch	A		Cut-Off Allowance - B		DROP E		FLANGE DIA. F	
			inch	mm	inch	mm	inch	mm	inch	mm
1K971-12-12K	3/4	3/4	3,51	89	2,13	54	2,28	58	1,50	38,1
1K971-16-16K	1	1	4,36	111	2,58	66	2,76	70	1,75	44,5
1K971-20-20K	1 1/4	1 1/4	5,15	131	3,46	88	3,54	90	2,00	50,8
1K971-24-24K	1 1/2	1 1/2	6,77	172	4,57	116	4,33	110	2,37	60,3


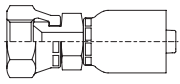
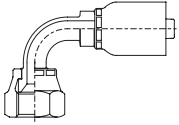
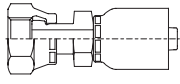
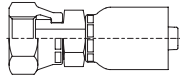
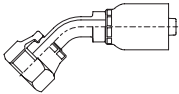
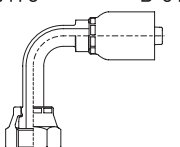
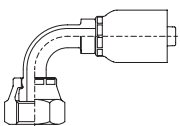

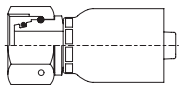
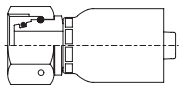

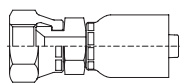
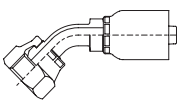
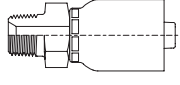


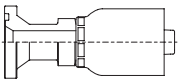
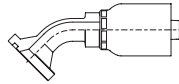
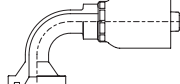
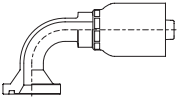
: Non-Standard

Accessories  
D

Technical  
E



73 Series Fittings

 <p>SAE</p>	10673 B-50  Female JIC 37° Swivel	13973 B-50  Female JIC 37° Swivel - 90° Elbow	1JS73 B-50  Female "SEAL-LOK" Swivel - Long	1JC73 B-50  Female "SEAL-LOK" Swivel - Short	1J773 B-51  Female "SEAL-LOK" Swivel - 45° Elbow
	1J173 B-51  Female "SEAL-LOK" Swivel - Long Drop - 90° Elbow	1J973 B-51  Female "SEAL-LOK" Swivel - Short Drop - 90° Elbow	 <p>DIN</p>	1CA73 B-51  Female Metric Swivel DIN 20078 with O-Ring "Light"	1C973 B-52  Female Metric Swivel DIN 20078 with O-Ring "Heavy"
 <p>JIS</p>	1FU73 B-52  Female JIS/BSP Parallel Pipe Swivel (30° Flare)	1G173 B-52  Female JIS/BSP Parallel Pipe Swivel (60° Cone) - 45° Elbow		1UT73 B-53  Male JIS/BSP Taper Pipe - Rigid (60° Cone)	 <p>KOMATSU</p>
	 <p>SAE</p>	11573 B-53  SAE Code 61 Flange Head	11773 B-53  SAE Code 61 Flange Head - 45° Elbow	11973 B-54  SAE Code 61 Flange Head - 90° Elbow	
16N73 B-55  SAE Code 62 Flange Head - 90° Elbow					

Hose Hydraulic

A

Fitting

B

Equipment

C

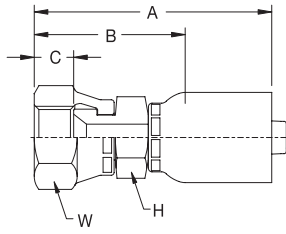
Accessories

D

Technical

E

Hose Hydraulic  
**A**

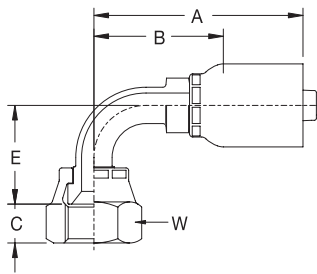


### 10673 Female JIC 37° Swivel

# Part Number	Thread Size UN	Hose Size inch	A		H inch(mm)	W inch(mm)	Cut-Off Allowance - B		NUT C	
			inch	mm			inch	mm	inch	mm
10673-12-12	1-1/16-12	3/4	3.65	93	1-1/8	1-1/4	1.84	47	0.56	14.2
10673-16-16	1-5/16-12	1	4.02	102	1-3/8	1-1/2	2.08	53	0.60	15.2
10673-20-20	1-5/8-12	1 1/4	4.91	125	1-3/4	2	2.42	61	0.62	15.7
10673-24-24-SMK	1-7/8-12	1 1/2	5.03	128	(50)	(60)	2.72	69	0.74	18.8

: Non-Standard

Fitting  
**B**

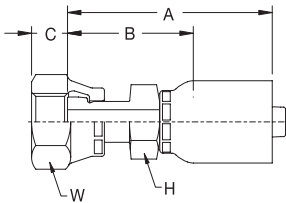


### 13973 Female JIC 37° Swivel - 90° Elbow

# Part Number	Thread Size UN	Hose Size inch	A		W inch	Cut-Off Allowance - B		DROP E		NUT C	
			inch	mm		inch	mm	inch	mm	inch	mm
13973-12-12	1-1/16-12	3/4	4.13	105	1-1/4	2.33	59	2.44	62	0.56	14.2
13973-16-16K	1-5/16-12	1	4.74	120	1-1/2	2.79	71	2.91	74	0.60	15.2
13973-20-20K	1-5/8-12	1 1/4	5.94	151	2	3.45	88	3.35	85	0.62	15.7
13973-24-24K	1-7/8-12	1 1/2	6.59	168	2-1/4	4.29	109	4.21	107	0.74	18.8

: Non-Standard

Equipment  
**C**

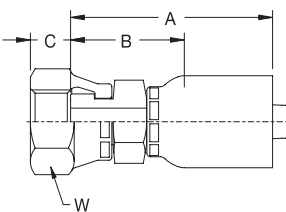


### 1JS73 Female "SEAL-LOK" Swivel - Long

# Part Number	Thread Size UN	Hose Size inch	A		H inch	W inch	Cut-Off Allowance - B		NUT C	
			inch	mm			inch	mm	inch	mm
1JS73-16-16	1-7/16-12	1	4.03	102	1-3/8	1-5/8	2.09	53	0.55	14.0

: Non-Standard

Accessories  
**D**



### 1JC73 Female "SEAL-LOK" Swivel - Short

# Part Number	Thread Size UN	Hose Size inch	A		H inch(mm)	W inch(mm)	Cut-Off Allowance - B		NUT C	
			inch	mm			inch	mm	inch	mm
1JC73-12-12	1-3/16-12	3/4	3.17	81	1-1/8	1-3/8	1.36	35	0.54	13.7
1JC73-16-16K	1-7/16-12	1	3.56	90	(36)	1-5/8	1.62	41	0.55	14.0
1JC73-20-20K	1-11/16-12	1 1/4	4.16	106	(50)	1-7/8	1.67	42	0.57	14.5
1JC73-20-20-SMK	1-11/16-12	1 1/4	4.11	104	(46)	(50)	1.62	41	0.57	14.5
1JC73-24-20-SMK	2-12	1 1/4	4.26	108	(50)	(60)	1.77	45	0.60	15.2

: Non-Standard

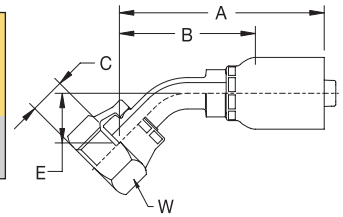
Technical  
**E**

### 1J773

Female "SEAL-LOK" Swivel - 45° Elbow

# Part Number	Thread Size UN	Hose Size inch	A		W inch	Cut-Off Allowance - B		DROP E		NUT C	
			inch	mm		inch	mm	inch	mm	inch	mm
1J773-16-16	1-7/16-12	1	4,69	119	1-5/8	2,75	70	0,94	24	0,55	14,0
1J773-20-20K	1-11/16-12	1 1/4	6,52	166	1-7/8	4,03	102	1,65	42	0,57	14,5

: Non-Standard

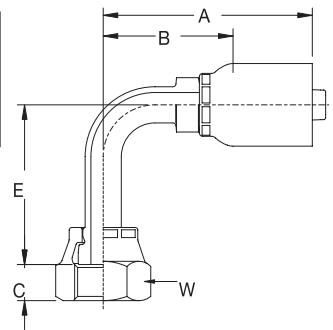


### 1J173

Female "SEAL-LOK" Swivel - Long Drop - 90° Elbow

# Part Number	Thread Size UN	Hose Size inch	A		W inch	Cut-Off Allowance - B		DROP E		NUT C	
			inch	mm		inch	mm	inch	mm	inch	mm
1J173-12-12	1-3/16-12	3/4	3,97	101	1-3/8	2,16	55	3,82	97	0,54	13,7

: Non-Standard

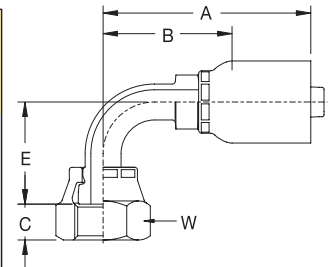


### 1J973

Female "SEAL-LOK" Swivel - Short Drop - 90° Elbow

# Part Number	Thread Size UN	Hose Size inch	A		W inch	Cut-Off Allowance - B		DROP E		NUT C	
			inch	mm		inch	mm	inch	mm	inch	mm
1J973-12-12	1-3/16-12	3/4	3,97	101	1-3/8	2,16	55	1,89	48	0,54	13,7
1J973-12-12D58	1-3/16-12	3/4	3,97	101	1-3/8	2,16	55	2,28	58	0,54	13,7
1J973-16-16	1-7/16-12	1	4,62	117	1-5/8	2,68	68	2,20	56	0,55	14,0
1J973-16-16D100	1-7/16-12	1	4,66	118	1-5/8	2,72	69	3,94	100	0,55	14,0
1J973-20-20K	1-11/16-12	1 1/4	5,84	148	1-7/8	3,35	85	3,23	82	0,57	14,5

: Non-Standard

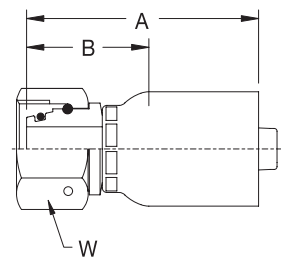


### 1CA73

Female Metric Swivel DIN 20078 with O-Ring "Light"

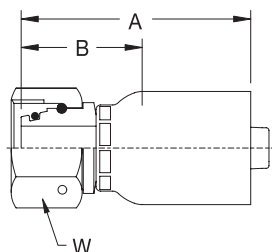
# Part Number	Thread Size Metric	Hose Size inch	A		W mm	Cut-Off Allowance - B	
			inch	mm		inch	mm
1CA73-35-20K	M45 x 2,0	1 1/4	4,10	104	50	1,61	41

: Non-Standard



Hose Hydraulic

A



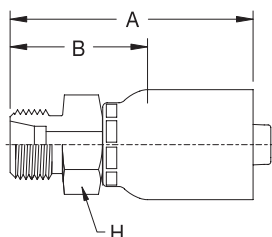
### 1C973 Female Metric Swivel DIN 20078 with O-Ring "Heavy"

# Part Number	Thread Size Metric	Hose Size inch	A		W mm	Cut-Off Allowance - B	
			inch	mm		inch	mm
1C973-25-12K	M36 x 2.0	3/4	3.13	79	46	1.32	33
1C973-25-16K	M36 x 2.0	1	3.41	87	46	1.47	37
1C973-30-16K	M42 x 2.0	1	3.40	86	50	1.46	37
1C973-30-20K	M42 x 2.0	1 1/4	4.15	105	50	1.66	42
1C973-38-20K	M52 x 2.0	1 1/4	3.98	101	60	1.49	38
1C973-38-24K	M52 x 2.0	1 1/2	4.22	107	60	1.91	48

: Non-Standard

Fitting

B



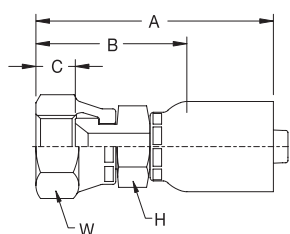
### 1D273 Male Metric Stud - DIN 20078 "Heavy"

# Part Number	Thread Size Metric	Hose Size inch	A		H mm	Cut-Off Allowance - B	
			inch	mm		inch	mm
1D273-25-12K	M36 x 2.0	3/4	3.38	86	36	1.57	40

: Non-Standard

Equipment

C



### 1FU73 Female JIS/BSP Parallel Pipe Swivel (30° Flare)

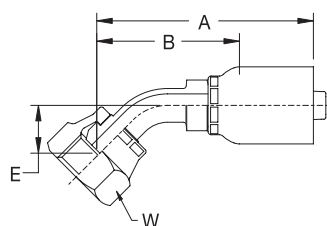
# Part Number	Thread Size G(PF)	Hose Size inch	A		H mm	W mm	Cut-Off Allowance - B		NUT C	
			inch	mm			inch	mm	inch	mm
1FU73-16-16	1-11	1	3.99	101	41	41	2.05	52	0.58	14.7
1FU73-20-20	1-1/4-11	1 1/4	4.82	122	50	50	2.33	59	0.60	15.2

: Non-Standard

Accessories

D

### 1G173 Female JIS/BSP Parallel Pipe Swivel (60° Cone) - 45° Elbow



# Part Number	Thread Size G(PF)	Hose Size inch	A		W mm	Cut-Off Allowance - B		DROP E		NUT C	
			inch	mm		inch	mm	inch	mm	inch	mm
1G173-12-12K	3/4-14	3/4	4.46	113	36	2.65	67	1.14	29	0.38	9.7
1G173-16-16K	1-11	1	5.15	131	41	3.21	81	1.30	33	0.46	11.7

: Non-Standard

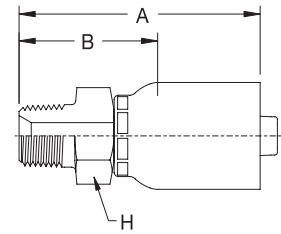
Technical

E

### 1UT73 Male JIS/BSP Taper Pipe-Rigid (60° Cone)

# Part Number	Thread Size R(PT)	Hose Size inch	A		H mm	Cut-Off Allowance -B	
			inch	mm		inch	mm
1UT73-20-20K	1-1/4-11	1 1/4	4.63	118	50	2.14	54
1UT73-24-24K	1-1/2-11	1 1/2	4.54	115	60	2.23	57

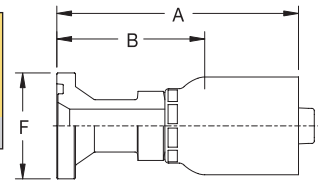
: Non-Standard



### 1K573 KOMATSU Flange Head

# Part Number	Flange Size inch	Hose Size inch	A		Cut-Off Allowance -B		FLANGE DIA. F	
			inch	mm	inch	mm	inch	mm
1K573-16-16	1	1	4.59	117	2.65	67	1.75	44.5

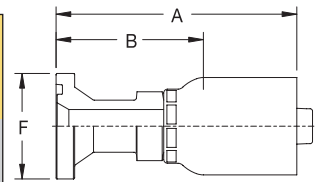
: Non-Standard



### 11573 SAE Code 61 Flange Head

# Part Number	Flange Size inch	Hose Size inch	A		Cut-Off Allowance -B		FLANGE DIA. F	
			inch	mm	inch	mm	inch	mm
11573-12-12	3/4	3/4	4.34	110	2.53	64	1.50	38.1
11573-16-12K	1	3/4	3.89	99	2.08	53	1.75	44.5
11573-16-16	1	1	4.59	117	2.65	67	1.75	44.5
11573-20-20	1 1/4	1 1/4	5.57	141	3.08	78	2.00	50.8
11573-24-24K	1 1/2	1 1/2	5.17	131	2.86	73	2.37	60.3
11573-32-32K	2	2	6.12	156	3.42	87	2.81	71.4

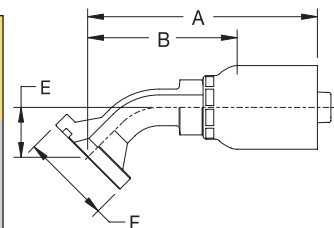
: Non-Standard



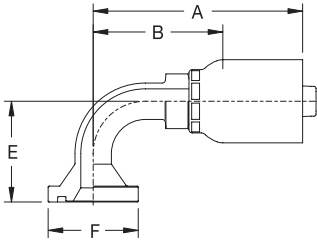
### 11773 SAE Code 61 Flange Head - 45° Elbow

# Part Number	Flange Size inch	Hose Size inch	A		Cut-Off Allowance -B		DROP E		FLANGE DIA. F	
			inch	mm	inch	mm	inch	mm	inch	mm
11773-12-12K	3/4	3/4	4.31	109	2.50	63	1.02	26	1.50	38.1
11773-16-12K	1	3/4	4.35	111	2.54	65	1.10	28	1.75	44.5
11773-16-16	1	1	5.01	127	3.07	78	1.26	32	1.75	44.5
11773-16-16D40	1	1	5.33	135	3.39	86	1.57	40	1.75	44.5
11773-16-16D50	1	1	5.72	145	3.78	96	1.97	50	1.75	44.5
11773-20-20	1 1/4	1 1/4	6.34	161	3.85	98	1.38	35	2.00	50.8
11773-24-24K	1 1/2	1 1/2	7.01	178	4.70	119	1.69	43	2.37	60.3
11773-32-32K	2	2	7.18	182	4.48	114	1.96	50	2.81	71.4

: Non-Standard



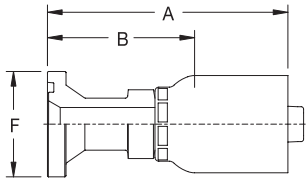
### 11973 SAE Code 61 Flange Head - 90° Elbow



# Part Number	Flange Size inch	Hose Size inch	A		Cut-Off Allowance - B		DROP E		FLANGE DIA. F	
			inch	mm	inch	mm	inch	mm	inch	mm
11973-12-12K	3/4	3/4	3.97	101	2.16	55	2.28	58	1.50	38.1
11973-12-12D63	3/4	3/4	3.99	101	2.18	55	2.48	63	1.50	38.1
11973-12-12D85	3/4	3/4	3.99	101	2.18	55	3.35	85	1.50	38.1
11973-12-12D100	3/4	3/4	3.99	101	2.18	55	3.94	100	1.50	38.1
11973-12-12D130	3/4	3/4	3.99	101	2.18	55	5.12	130	1.50	38.1
11973-16-12	1	3/4	4.03	102	2.22	56	2.28	58	1.75	44.5
11973-16-12D63	1	3/4	4.03	102	2.22	56	2.48	63	1.75	44.5
11973-16-12D65	1	3/4	4.03	102	2.22	56	2.56	65	1.75	44.5
11973-16-12D80	1	3/4	4.07	103	2.26	57	3.15	80	1.75	44.5
11973-16-12D90	1	3/4	4.07	103	2.26	57	3.54	90	1.75	44.5
11973-16-12D130	1	3/4	4.07	103	2.26	57	5.12	130	1.75	44.5
11973-16-16	1	1	4.67	119	2.73	69	2.76	70	1.75	44.5
11973-16-16D80	1	1	4.74	120	2.80	71	3.15	80	1.75	44.5
11973-16-16D90	1	1	4.74	120	2.80	71	3.54	90	1.75	44.5
11973-16-16D120	1	1	4.74	120	2.80	71	4.72	120	1.75	44.5
11973-16-16D130	1	1	4.74	120	2.80	71	5.12	130	1.75	44.5
11973-20-20K	1 1/4	1 1/4	6.53	166	4.04	103	2.99	76	2.00	50.8
11973-20-20D145	1 1/4	1 1/4	6.09	155	3.60	91	5.71	145	2.00	50.8
11973-24-24K	1 1/2	1 1/2	6.52	166	4.21	107	4.09	104	2.37	60.3
11973-32-32K	2	2	8.25	210	5.55	141	4.72	120	2.81	71.4

: Non-Standard

### 16A73 SAE Code 62 Flange Head



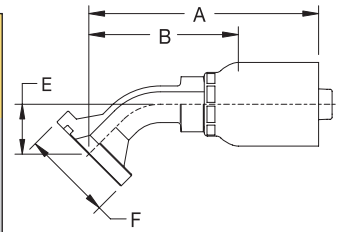
# Part Number	Flange Size inch	Hose Size inch	A		Cut-Off Allowance - B		FLANGE DIA. F	
			inch	mm	inch	mm	inch	mm
16A73-12-12	3/4	3/4	4.60	117	2.79	71	1.63	41.3
16A73-16-12	1	3/4	3.58	91	1.77	45	1.88	47.7
16A73-16-16	1	1	5.16	131	3.22	82	1.88	47.7
16A73-20-16	1 1/4	1	3.95	100	2.01	51	2.13	54.0
16A73-20-20	1 1/4	1 1/4	5.85	149	3.36	85	2.13	54.0
16A73-20-20K	1 1/4	1 1/4	5.08	129	2.59	66	2.13	54.0
16A73-24-20	1 1/2	1 1/4	4.77	121	2.28	58	2.50	63.5
16A73-24-24	1 1/2	1 1/2	6.54	166	4.23	107	2.50	63.5
16A73-32-32	2	2	7.63	194	4.93	125	3.13	79.4

: Non-Standard

**16F73**  
SAE Code 62 Flange Head - 45° Elbow

# Part Number	Flange Size inch	Hose Size inch	A		Cut-Off Allowance - B		DROP E		FLANGE DIA. F	
			inch	mm	inch	mm	inch	mm	inch	mm
16F73-12-12	3/4	3/4	4.31	110	2.50	64	1.02	26	1.63	41.3
16F73-16-16	1	1	5.01	127	3.07	78	1.26	32	1.88	47.7
16F73-16-16D40	1	1	5.33	135	3.39	86	1.57	40	1.88	47.7
16F73-20-16K	1 1/4	1	5.56	141	3.62	92	1.26	32	2.13	54.0
16F73-20-20	1 1/4	1 1/4	6.40	163	3.91	99	1.50	38	2.13	54.0
16F73-20-20D90	1 1/4	1 1/4	8.45	215	5.96	151	3.54	90	2.13	54.0
16F73-24-24	1 1/2	1 1/2	6.99	178	4.68	119	1.73	44	2.50	63.5
16F73-32-32	2	2	8.41	214	5.71	145	2.20	56	3.13	79.4

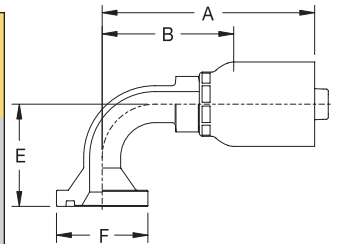
: Non-Standard




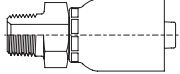
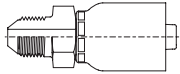
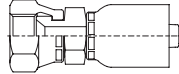
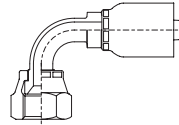
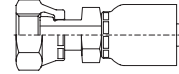
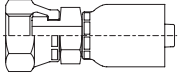
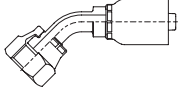
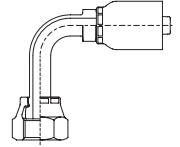
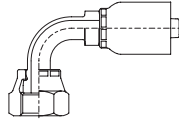

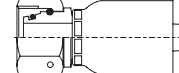
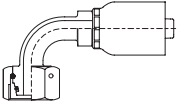
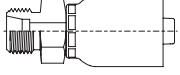

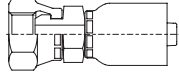
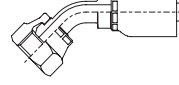
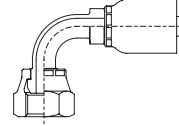
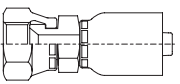
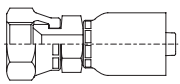
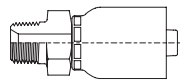

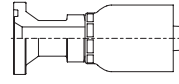
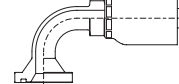

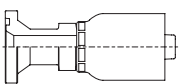
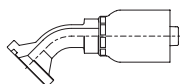
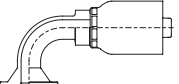
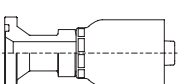
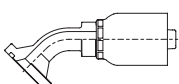
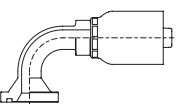
**16N73**  
SAE Code 62 Flange Head - 90° Elbow

# Part Number	Flange Size inch	Hose Size inch	A		Cut-Off Allowance - B		DROP E		FLANGE DIA. F	
			inch	mm	inch	mm	inch	mm	inch	mm
16N73-12-12	3/4	3/4	4.00	102	2.19	56	2.28	58	1.63	41.3
16N73-12-12D80	3/4	3/4	4.02	102	2.21	56	3.15	80	1.63	41.3
16N73-12-12D130	3/4	3/4	4.02	102	2.21	56	5.12	130	1.63	41.3
16N73-16-12	1	3/4	4.00	102	2.19	56	2.28	58	1.88	47.7
16N73-16-12D90	1	3/4	4.06	103	2.25	57	3.54	90	1.88	47.7
16N73-16-16K	1	1	4.76	121	2.81	71	2.76	70	1.88	47.7
16N73-16-16D80	1	1	4.76	121	2.81	71	3.15	80	1.88	47.7
16N73-16-16D90	1	1	4.76	121	2.81	71	3.54	90	1.88	47.7
16N73-16-16D110	1	1	4.76	121	2.81	71	4.33	110	1.88	47.7
16N73-16-16D130	1	1	4.76	121	2.81	71	5.12	130	1.88	47.7
16N73-16-16D150	1	1	4.76	121	2.81	71	5.91	150	1.88	47.7
16N73-16-16D230	1	1	4.76	121	2.81	71	9.06	230	1.88	47.7
16N73-20-16	1 1/4	1	4.63	118	2.69	68	2.76	70	2.13	54.0
16N73-20-20	1 1/4	1 1/4	5.93	151	3.44	87	3.54	90	2.13	54.0
16N73-20-20D120	1 1/4	1 1/4	6.09	155	3.60	91	4.72	120	2.13	54.0
16N73-20-20D147	1 1/4	1 1/4	6.09	155	3.60	91	5.79	147	2.13	54.0
16N73-20-20D155	1 1/4	1 1/4	6.09	155	3.60	91	6.10	155	2.13	54.0
16N73-20-20D170	1 1/4	1 1/4	6.09	155	3.60	91	6.69	170	2.13	54.0
16N73-20-20D180	1 1/4	1 1/4	6.09	155	3.60	91	7.09	180	2.13	54.0
16N73-24-24	1 1/2	1 1/2	6.52	166	4.21	107	4.09	104	2.50	63.5
16N73-32-32K	2	2	7.99	203	5.29	134	5.43	138	3.13	79.4

: Non-Standard



78 Series Fittings

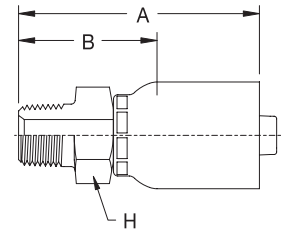
A	Hose Hydraulic		10178 B-57  Male NPTF	10378 B-57  Male JIC 37°	10678 B-57  Female JIC 37° Swivel	13978 B-57  Female JIC 37° Swivel - 90° Elbow	1JS78 B-58  Female "SEAL-LOK" Swivel - Long
		1JC78 B-58  Female "SEAL-LOK" Swivel - Short	1J778 B-58  Female "SEAL-LOK" Swivel - 45° Elbow	1J178 B-59  Female "SEAL-LOK" Swivel - Long Drop - 90° Elbow	1J978 B-59  Female "SEAL-LOK" Swivel - Short Drop - 90° Elbow		1C978 B-59  Female Metric Swivel DIN 20078 with O-Ring "Heavy"
B	Fitting	11C78 B-60  Female Metric Swivel DIN 20078 with O-Ring "Heavy" - 90° Elbow	1D278 B-60  Male Metric Stud DIN 20078 "Heavy"		1GU78 B-60  Female JIS/BSP Parallel Pipe Swivel (60° Cone)	1G178 B-60  Female JIS/BSP Parallel Pipe Swivel (60° Cone) - 45° Elbow	1G278 B-61  Female JIS/BSP Parallel Pipe Swivel (60° Cone) - 90° Elbow
		1FU78 B-61  Female JIS/BSP Parallel Pipe Swivel (30° Flare)	1MU78 B-61  Female JIS/Metric Swivel (30° Flare)	1UT78 B-61  Male JIS/BSP Taper Pipe Rigid (60° Cone)		1K578 B-62  KOMATSU Flange Head	1K978 B-62  KOMATSU Flange Head - 90° Elbow
C	Equipment		11578 B-62  SAE Code 61 Flange Head	11778 B-63  SAE Code 61 Flange Head - 45° Elbow	11978 B-63  SAE Code 61 Flange - 90° Elbow	16A78 B-64  SAE Code 62 Flange Head	16F78 B-64  SAE Code 62 Flange Head - 45° Elbow
		16N78 B-65  SAE Code 62 Flange Head - 90° Elbow					
D	Accessories						
E	Technical						



**10178**  
Male NPTF

# Part Number	Thread Size NPTF	Hose Size inch	A		H inch	Cut-Off Allowance - B	
			inch	mm		inch	mm
10178-12-12	3/4-14	3/4	3.56	90	1-1/8	1.80	46
10178-16-16	1-11.5	1	3.94	100	1-3/8	2.09	53
10178-20-20	1-1/4-11.5	1 1/4	4.92	125	1-3/4	2.53	64
10178-24-24	1-1/2-11.5	1 1/2	4.88	124	2	2.67	68
10178-32-32	2-11-1/2	2	5.57	141	2-1/2	3.00	76

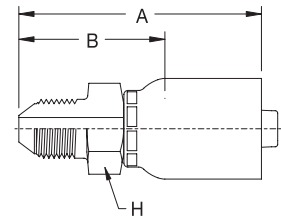
: Non-Standard



**10378**  
Male JIC 37°

# Part Number	Thread Size UN	Hose Size inch	A		H inch	Cut-Off Allowance - B	
			inch	mm		inch	mm
10378-16-16	1-5/16-12	1	3.81	97	1-3/8	1.96	50

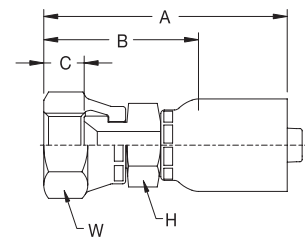
: Non-Standard



**10678**  
Female JIC 37° Swivel

# Part Number	Thread Size UN	Hose Size inch	A		H inch(mm)	W inch(mm)	Cut-Off Allowance - B		NUT C	
			inch	mm			inch	mm	inch	mm
10678-12-12	1-1/16-12	3/4	3.65	93	1-1/8	1-1/4	1.89	48	0.56	14.2
10678-16-16	1-5/16-12	1	4.02	102	1-3/8	1-1/2	2.17	55	0.60	15.2
10678-20-20	1-5/8-12	1 1/4	4.91	125	1-3/4	2	2.52	64	0.62	15.7
10678-24-24-SMK	1-7/8-12	1 1/2	5.03	128	(50)	(60)	2.82	72	0.74	18.8

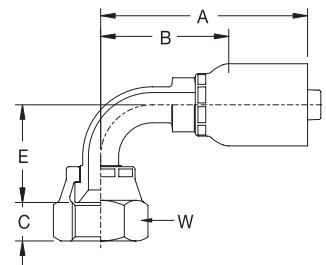
: Non-Standard



**13978**  
Female JIC 37° Swivel - 90° Elbow

# Part Number	Thread Size UN	Hose Size inch	A		W inch(mm)	Cut-Off Allowance - B		DROP E		NUT C	
			inch	mm		inch	mm	inch	mm	inch	mm
13978-12-12	1-1/16-12	3/4	4.13	105	1-1/4	2.37	60	2.44	62	0.56	14.2
13978-16-16K	1-5/16-12	1	4.74	120	1-1/2	2.89	73	2.91	74	0.60	15.2
13978-20-20K	1-5/8-12	1 1/4	5.94	151	2	3.35	90	3.35	85	0.62	15.7
13978-24-24-SMK	1-7/8-12	1 1/2	6.59	168	(60)	4.38	111	4.21	107	0.74	18.8

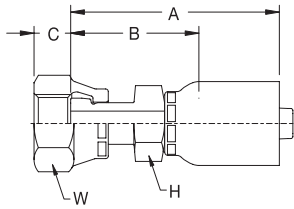
: Non-Standard



Hose Hydraulic

A

### 1JS78 Female "SEAL-LOK" Swivel - Long



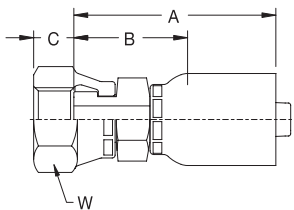
# Part Number	Thread Size UN	Hose Size inch	A		H	W	Cut-Off Allowance - B		NUT C	
			inch	mm	inch(mm)	inch(mm)	inch	mm	inch	mm
1JS78-16-16	1-7/16-12	1	4.03	102	1-3/8	1-5/8	2.18	55	0.55	14.0
1JS78-24-24-SMK	2-12	1 1/2	4.65	118	(50)	(60)	2.44	62	0.60	15.2

: Non-Standard

Fitting

B

### 1JC78 Female "SEAL-LOK" Swivel - Short



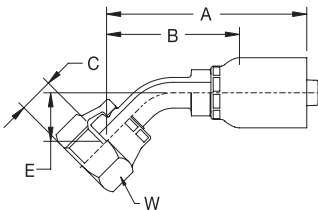
# Part Number	Thread Size UN	Hose Size inch	A		H	W	Cut-Off Allowance - B		NUT C	
			inch	mm	inch(mm)	inch(mm)	inch	mm	inch	mm
1JC78-12-12	1-3/16-12	3/4	3.17	81	1-1/8	1-3/8	1.41	36	0.54	13.7
1JC78-12-12-SM	1-3/16-12	3/4	3.17	81	(32)	(36)	1.41	36	0.54	13.7
1JC78-16-16K	1-7/16-12	1	3.56	90	(36)	1-5/8	1.71	43	0.55	14.0
1JC78-16-16-SMK	1-7/16-12	1	3.56	90	(36)	(41)	1.71	43	0.55	14.0
1JC78-20-20K	1-11/16-12	1 1/4	4.16	106	(50)	1-7/8	1.77	45	0.57	14.5
1JC78-24-24-SM	2-12	1 1/2	4.20	107	(50)	(60)	1.99	50	0.60	15.2

: Non-Standard

Equipment

C

### 1J778 Female "SEAL-LOK" Swivel - 45° Elbow



# Part Number	Thread Size UN	Hose Size inch	A		W	Cut-Off Allowance - B		DROP E		NUT C	
			inch	mm	inch(mm)	inch	mm	inch	mm	inch	mm
1J778-12-12	1-3/16-12	3/4	4.11	104	1-3/8	2.35	60	0.83	21	0.54	13.7
1J778-12-12D35-SM	1-3/16-12	3/4	4.69	119	(36)	2.93	74	1.38	35	0.54	13.7
1J778-16-16	1-7/16-12	1	4.69	119	1-5/8	2.84	72	0.94	24	0.55	14.0
1J778-16-16-SM	1-7/16-12	1	4.69	119	(41)	2.84	72	0.94	24	0.55	14.0
1J778-20-20K	1-11/16-12	1 1/4	6.52	166	1-7/8	4.13	105	1.65	42	0.57	14.5
1J778-24-24-SMK	2-12	1 1/2	7.22	184	(60)	5.01	127	1.89	48	0.60	15.2

: Non-Standard

Accessories

D

Technical

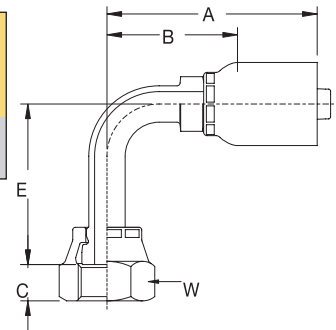
E

### 1J178

Female "SEAL-LOK" Swivel - Long Drop - 90° Elbow

# Part Number	Thread Size UN	Hose Size inch	A		W inch(mm)	Cut-Off Allowance - B		DROP E		NUT C	
			inch	mm		inch	mm	inch	mm	inch	mm
1J178-12-12	1-3/16-12	3/4	3.97	101	1-3/8	2.21	56	3.82	97	0.54	13.7
1J178-12-12-SM	1-3/16-12	3/4	3.97	101	(36)	2.21	56	3.82	97	0.54	13.7

: Non-Standard

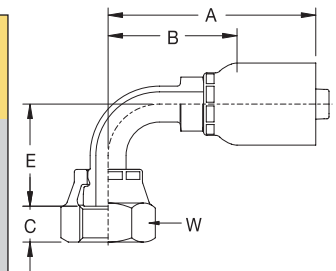


### 1J978

Female "SEAL-LOK" Swivel - Short Drop - 90° Elbow

# Part Number	Thread Size UN	Hose Size inch	A		W inch(mm)	Cut-Off Allowance - B		DROP E		NUT C	
			inch	mm		inch	mm	inch	mm	inch	mm
1J978-12-12	1-3/16-12	3/4	3.97	101	1-3/8	2.21	56	1.89	48	0.54	13.7
1J978-12-12-SM	1-3/16-12	3/4	3.97	101	(36)	2.21	56	1.89	48	0.54	13.7
1J978-12-12D58	1-3/16-12	3/4	3.97	101	1-3/8	2.21	56	2.28	58	0.54	13.7
1J978-12-12D58-SM	1-3/16-12	3/4	3.97	101	(36)	2.21	56	2.28	58	0.54	13.7
1J978-12-12D105-SM	1-3/16-12	3/4	4.01	102	(36)	2.25	57	4.13	105	0.54	13.7
1J978-12-12D130-SM	1-3/16-12	3/4	4.01	102	(36)	2.25	57	5.12	130	0.54	13.7
1J978-16-16	1-7/16-12	1	4.62	117	1-5/8	2.77	70	2.20	56	0.55	14.0
1J978-16-16-SM	1-7/16-12	1	4.62	117	(41)	2.77	70	2.20	56	0.55	14.0
1J978-16-16D65	1-7/16-12	1	4.62	117	1-5/8	2.77	70	2.56	65	0.55	14.0
1J978-16-16D65-SM	1-7/16-12	1	4.62	117	(41)	2.77	70	2.56	65	0.55	14.0
1J978-16-16D95-SM	1-7/16-12	1	4.66	118	(41)	2.81	71	3.74	95	0.55	14.0
1J978-16-16D100	1-7/16-12	1	4.66	118	1-5/8	2.81	71	3.94	100	0.55	14.0
1J978-16-16D125-SM	1-7/16-12	1	4.66	118	(41)	2.81	71	4.92	125	0.55	14.0
1J978-20-20K	1-11/16-12	1 1/4	5.84	148	1-7/8	3.45	88	3.23	82	0.57	14.5
1J978-24-24-SMK	2-12	1 1/2	6.62	168	(60)	4.41	112	3.74	95	0.60	15.2

: Non-Standard

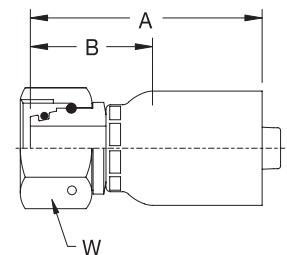


### 1C978

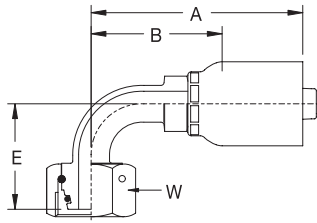
Female Metric Swivel DIN 20078 with O-Ring "Heavy"

# Part Number	Thread Size Metric	Hose Size inch	A		W mm	Cut-Off Allowance - B	
			inch	mm		inch	mm
1C978-20-12K	M30 x 2.0	3/4	3.19	81	36	1.43	36
1C978-25-12K	M36 x 2.0	3/4	3.13	79	46	1.37	35
1C978-25-16K	M36 x 2.0	1	3.41	87	46	1.56	40
1C978-30-16K	M42 x 2.0	1	3.40	86	50	1.55	39
1C978-30-20K	M42 x 2.0	1 1/4	4.15	105	50	1.76	45
1C978-38-20K	M52 x 2.0	1 1/4	3.98	101	60	1.59	40

: Non-Standard



Hose Hydraulic  
A

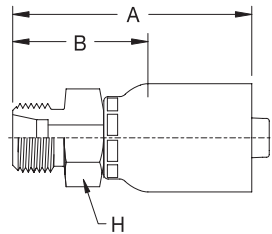


### 11C78 Female Metric Swivel DIN 20078 with O-Ring "Heavy" - 90° Elbow

# Part Number	Thread Size Metric	Hose Size inch	A		W mm	Cut-Off Allowance - B		DROP E	
			inch	mm		inch	mm	inch	mm
11C78-20-12K	M30 x 2.0	3/4	3.98	101	36	2.22	56	2.40	61
11C78-25-12K	M36 x 2.0	3/4	4.43	113	46	2.67	68	2.56	65
11C78-25-16K	M36 x 2.0	1	4.62	117	46	2.77	70	2.76	70
11C78-30-16K	M42 x 2.0	1	4.69	119	50	2.84	72	2.99	76

: Non-Standard

Fitting  
B

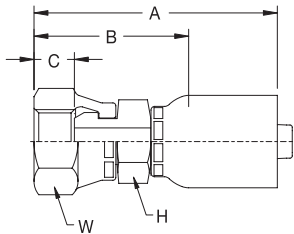


### 1D278 Male Metric Stud - DIN 20078 "Heavy"

# Part Number	Thread Size Metric	Hose Size inch	A		H mm	Cut-Off Allowance - B	
			inch	mm		inch	mm
1D278-20-12K	M30 x 2.0	3/4	3.30	84	32	1.54	39
1D278-25-12K	M36 x 2.0	3/4	3.38	86	36	1.62	41

: Non-Standard

Equipment  
C



### 1GU78 Female JIS/BSP Parallel Pipe Swivel (60° Cone)

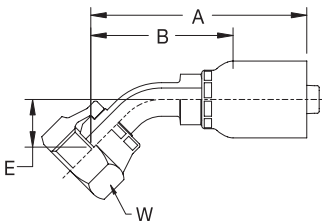
# Part Number	Thread Size G(PF)	Hose Size inch	A		H mm	W mm	Cut-Off Allowance - B		NUT C	
			inch	mm			inch	mm	inch	mm
1GU78-12-12	3/4-14	3/4	3.75	95	36	36	1.99	51	0.38	9.7
1GU78-16-16	1-11	1	4.13	105	41	41	2.28	58	0.46	11.7
1GU78-20-20	1-1/4-11	1 1/4	4.95	126	50	50	2.56	65	0.48	12.2
1GU78-24-24	1-1/2-11	1 1/2	5.33	135	60	60	3.12	79	0.48	12.2
1GU78-32-32	2-11	2	5.50	140	70	70	2.93	74	0.58	14.7

: Non-Standard

Accessories  
D

D

### 1G178 Female JIS/BSP Parallel Pipe Swivel (60° Cone) - 45° Elbow



# Part Number	Thread Size G(PF)	Hose Size inch	A		W mm	Cut-Off Allowance - B		DROP E		NUT C	
			inch	mm		inch	mm	inch	mm	inch	mm
1G178-12-12K	3/4-14	3/4	4.46	113	36	2.70	69	1.14	29	0.38	9.7
1G178-16-16K	1-11	1	5.15	131	41	3.30	84	1.30	33	0.46	11.7

: Non-Standard

Technical  
E

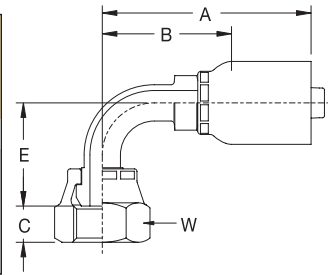
E

### 1G278

Female JIS/BSP Parallel Pipe Swivel (60° Cone) - 90° Elbow

# Part Number	Thread Size G(PF)	Hose Size inch	A		W mm	Cut-Off Allowance - B		DROP E		NUT C	
			inch	mm		inch	mm	inch	mm	inch	mm
1G278-12-12	3/4-14	3/4	4.01	102	36	2.25	57	2.17	55	0.38	9.7
1G278-12-12D70	3/4-14	3/4	4.01	102	36	2.25	57	2.76	70	0.38	9.7
1G278-16-16K	1-11	1	4.68	119	41	2.83	72	2.83	72	0.46	11.7
1G278-20-20	1-1/4-11	1 1/4	5.93	151	50	3.54	90	3.43	87	0.48	12.2
1G278-24-24K	1-1/2-11	1 1/2	6.64	169	60	4.43	113	4.33	110	0.48	12.2

: Non-Standard

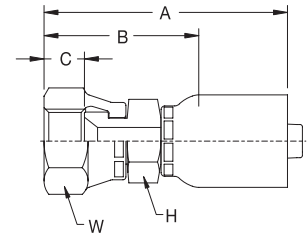


### 1FU78

Female JIS/BSP Parallel Pipe Swivel (30° Flare)

# Part Number	Thread Size G(PF)	Hose Size inch	A		H mm	W mm	Cut-Off Allowance - B		NUT C	
			inch	mm			inch	mm	inch	mm
1FU78-12-12	3/4-14	3/4	3.65	93	36	36	1.89	48	0.50	12.7
1FU78-16-16	1-11	1	3.99	101	41	41	2.14	54	0.58	14.7
1FU78-20-20	1-1/4-11	1 1/4	4.82	122	50	50	2.43	62	0.60	15.2
1FU78-24-20K	1-1/2-11	1 1/4	4.96	126	50	60	2.57	65	0.64	16.3
1FU78-24-24K	1-1/2-11	1 1/2	5.00	127	50	60	2.79	71	0.64	16.3

: Non-Standard

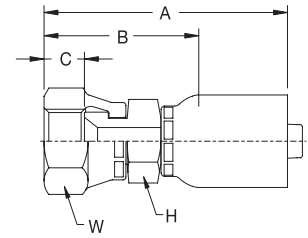


### 1MU78

Female JIS/Metric Swivel (30° Flare)

# Part Number	Thread Size Metric	Hose Size inch	A		H mm	W mm	Cut-Off Allowance - B		NUT C	
			inch	mm			inch	mm	inch	mm
1MU78-12-12	M27 x 2.0	3/4	3.64	92	36	36	1.88	48	0.49	12.4
1MU78-16-16	M33 x 2.0	1	3.92	100	41	41	2.07	53	0.51	13.0
1MU78-20-20	M42 x 2.0	1 1/4	4.79	122	50	50	2.40	61	0.57	14.5
1MU78-24-20K	M50 x 2.0	1 1/4	4.96	126	50	60	2.57	65	0.64	16.3

: Non-Standard

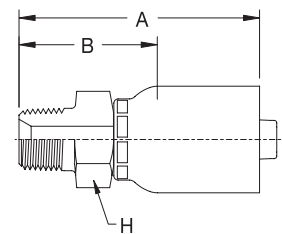


### 1UT78

Male JIS/BSP Taper Pipe-Rigid (60° Cone)

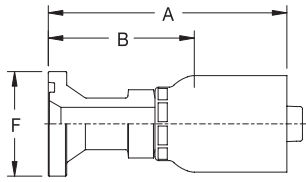
# Part Number	Thread Size R(PT)	Hose Size inch	A		H mm	Cut-Off Allowance - B	
			inch	mm		inch	mm
1UT78-12-12K	3/4-14	3/4	3.56	90	36	1.80	46
1UT78-16-16K	1-11	1	3.77	96	41	1.92	49
1UT78-20-20K	1 1/4-11	1 1/4	4.63	118	50	2.24	57
1UT78-24-24K	1 1/2-11	1 1/2	4.54	115	60	2.33	59

: Non-Standard



Hose Hydraulic

A



### 1K578 KOMATSU Flange Head

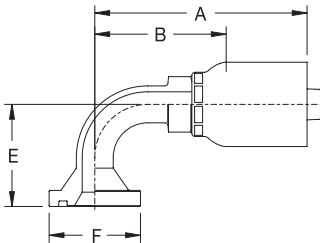
# Part Number	Flange Size inch	Hose Size inch	A		Cut-Off Allowance - B		FLANGE DIA. F	
			inch	mm	inch	mm	inch	mm
1K578-12-12	3/4	3/4	4,34	110	2,58	66	1,50	38,1
1K578-16-16	1	1	4,59	117	2,74	70	1,75	44,5
1K578-20-20	1 1/4	1 1/4	5,54	141	3,15	80	2,00	50,8
1K578-24-24	1 1/2	1 1/2	6,53	166	4,32	110	2,37	60,3

: Non-Standard

Fitting

B

### 1K978 KOMATSU Flange Head - 90° Elbow



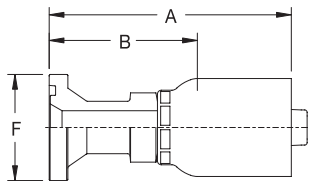
# Part Number	Flange Size inch	Hose Size inch	A		Cut-Off Allowance - B		DROP E		FLANGE DIA. F	
			inch	mm	inch	mm	inch	mm	inch	mm
1K978-12-12K	3/4	3/4	3,97	101	2,21	56	2,28	58	1,50	38,1
1K978-16-16K	1	1	4,67	119	2,82	72	2,76	70	1,75	44,5
1K978-20-20K	1 1/4	1 1/4	5,99	152	3,60	91	3,19	81	2,00	50,8
1K978-24-24K	1 1/2	1 1/2	6,59	168	4,38	111	4,33	110	2,37	60,3

: Non-Standard

Equipment

C

### 11578 SAE Code 61 Flange Head



# Part Number	Flange Size inch	Hose Size inch	A		Cut-Off Allowance - B		FLANGE DIA. F	
			inch	mm	inch	mm	inch	mm
11578-12-12	3/4	3/4	4,34	110	2,58	66	1,50	38,1
11578-16-12K	1	3/4	3,89	99	2,13	54	1,75	44,5
11578-16-16	1	1	4,59	117	2,74	70	1,75	44,5
11578-20-20	1 1/4	1 1/4	5,57	141	3,18	81	2,00	50,8
11578-24-24K	1 1/2	1 1/2	5,17	131	2,95	75	2,37	60,3
11578-32-32K	2	2	6,12	156	3,55	90	2,81	71,4

: Non-Standard

Accessories

D

Technical

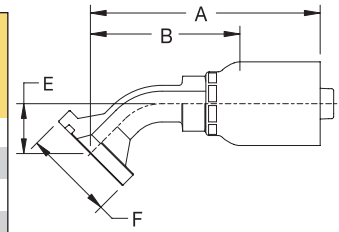
E

### 11778

SAE Code 61 Flange Head - 45° Elbow

# Part Number	Flange Size inch	Hose Size inch	A		Cut-Off Allowance -B		DROP E		FLANGE DIA. F	
			inch	mm	inch	mm	inch	mm	inch	mm
11778-12-12K	3/4	3/4	4.31	109	2.55	65	1.02	26	1.50	38.1
11778-16-12K	1	3/4	4.35	111	2.59	66	1.10	28	1.75	44.5
11778-16-16	1	1	5.01	127	3.16	80	1.26	32	1.75	44.5
11778-16-16D40	1	1	5.33	135	3.48	88	1.57	40	1.75	44.5
11778-16-16D50	1	1	5.72	145	3.87	98	1.97	50	1.75	44.5
11778-16-16D70	1	1	6.51	165	4.66	118	2.76	70	1.75	44.5
11778-20-20	1 1/4	1 1/4	6.34	161	3.95	100	1.38	35	2.00	50.8
11778-24-24K	1 1/2	1 1/2	7.01	178	4.80	122	1.69	43	2.37	60.3
11778-32-32K	2	2	7.00	182	4.61	117	1.96	50	2.81	71.4

: Non-Standard

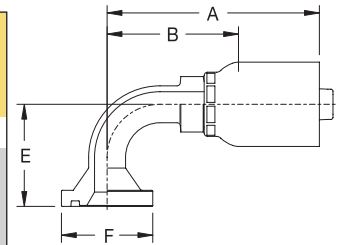


### 11978

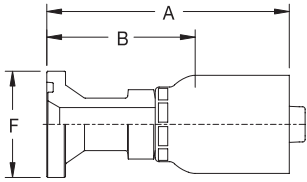
SAE Code 61 Flange Head - 90° Elbow

# Part Number	Flange Size inch	Hose Size inch	A		Cut-Off Allowance -B		DROP E		FLANGE DIA. F	
			inch	mm	inch	mm	inch	mm	inch	mm
11978-12-12K	3/4	3/4	3.97	101	2.21	56	2.28	58	1.50	38.1
11978-12-12D63	3/4	3/4	3.99	101	2.23	57	2.48	63	1.50	38.1
11978-12-12D85	3/4	3/4	3.99	101	2.23	57	3.35	85	1.50	38.1
11978-12-12D90	3/4	3/4	3.99	101	2.23	57	3.54	90	1.50	38.1
11978-12-12D100	3/4	3/4	3.99	101	2.23	57	3.94	100	1.50	38.1
11978-12-12D120	3/4	3/4	3.99	101	2.23	57	4.72	120	1.50	38.1
11978-12-12D130	3/4	3/4	3.99	101	2.23	57	5.12	130	1.50	38.1
11978-16-12	1	3/4	4.03	102	2.27	58	2.28	58	1.75	44.5
11978-16-12D65	1	3/4	4.03	102	2.27	58	2.56	65	1.75	44.5
11978-16-12D70	1	3/4	4.07	103	2.31	59	2.76	70	1.75	44.5
11978-16-12D80	1	3/4	4.07	103	2.31	59	3.15	80	1.75	44.5
11978-16-12D90	1	3/4	4.07	103	2.31	59	3.54	90	1.75	44.5
11978-16-12D100	1	3/4	4.03	102	2.27	58	3.94	100	1.75	44.5
11978-16-12D110	1	3/4	4.07	103	2.31	59	4.33	110	1.75	44.5
11978-16-12D130	1	3/4	4.07	103	2.31	59	5.12	130	1.75	44.5
11978-16-12D150	1	3/4	4.07	103	2.31	59	5.91	150	1.75	44.5
11978-16-16	1	1	4.67	119	2.82	72	2.76	70	1.75	44.5
11978-16-16D80	1	1	4.74	120	2.89	74	3.15	80	1.75	44.5
11978-16-16D90	1	1	4.74	120	2.89	74	3.54	90	1.75	44.5
11978-16-16D100	1	1	4.74	120	2.89	74	3.94	100	1.75	44.5
11978-16-16D120	1	1	4.74	120	2.89	74	4.72	120	1.75	44.5
11978-16-16D130	1	1	4.74	120	2.89	74	5.12	130	1.75	44.5
11978-16-16D140	1	1	4.74	120	2.89	74	5.51	140	1.75	44.5
11978-16-16D145	1	1	4.74	120	2.89	74	5.71	145	1.75	44.5
11978-16-16D150	1	1	4.74	120	2.89	74	5.91	150	1.75	44.5
11978-16-16D155	1	1	4.74	120	2.89	74	6.10	155	1.75	44.5
11978-16-16D160	1	1	4.74	120	2.89	74	6.30	160	1.75	44.5
11978-16-16D180	1	1	4.74	120	2.89	74	7.09	180	1.75	44.5
11978-20-20K	1 1/4	1 1/4	6.53	166	4.14	105	2.99	76	2.00	50.8
11978-24-24K	1 1/2	1 1/2	6.52	166	4.30	109	4.09	104	2.37	60.3
11978-32-32K	2	2	8.25	210	5.68	144	4.72	120	2.81	71.4

: Non-Standard



Hose Hydraulic  
A



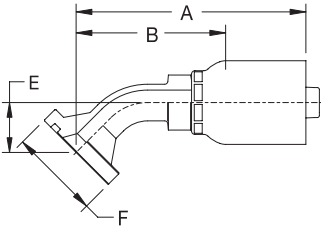
**16A78**  
SAE Code 62 Flange Head

# Part Number	Flange Size inch	Hose Size inch	A		Cut-Off Allowance - B		FLANGE DIA. F	
			inch	mm	inch	mm	inch	mm
16A78-12-12	3/4	3/4	4,60	117	2,84	72	1,63	41,3
16A78-16-12	1	3/4	3,58	91	1,82	46	1,88	47,7
16A78-16-16	1	1	5,16	131	3,31	84	1,88	47,7
16A78-20-16	1 1/4	1	3,95	100	2,10	53	2,13	54,0
16A78-20-20	1 1/4	1 1/4	5,85	149	3,46	88	2,13	54,0
16A78-20-20K	1 1/4	1 1/4	5,08	129	2,69	68	2,13	54,0
16A78-24-20	1 1/2	1 1/4	4,77	121	2,38	60	2,50	63,5
16A78-24-24	1 1/2	1 1/2	6,54	166	4,33	110	2,50	63,5
16A78-32-32	2	2	7,63	194	5,06	129	3,13	79,4

: Non-Standard

Fitting  
B

Equipment  
C



**16F78**  
SAE Code 62 Flange Head - 45° Elbow

# Part Number	Flange Size inch	Hose Size inch	A		Cut-Off Allowance - B		DROP E		FLANGE DIA. F	
			inch	mm	inch	mm	inch	mm	inch	mm
16F78-12-12	3/4	3/4	4,31	110	2,55	65	1,02	26	1,63	41,3
16F78-16-12K	1	3/4	4,33	110	2,57	65	1,02	26	1,88	47,7
16F78-16-12D33	1	3/4	5,24	133	3,48	89	1,30	33	1,88	47,7
16F78-16-16	1	1	5,01	127	3,16	80	1,26	32	1,88	47,7
16F78-16-16D40	1	1	5,33	135	3,48	88	1,57	40	1,88	47,7
16F78-16-16D80	1	1	6,90	175	5,05	128	3,15	80	1,88	47,7
16F78-20-16K	1 1/4	1	5,56	141	3,71	94	1,26	32	2,13	54,0
16F78-20-16D50	1 1/4	1	5,81	148	3,96	101	1,97	50	2,13	54,0
16F78-20-20	1 1/4	1 1/4	6,40	163	4,01	102	1,50	38	2,13	54,0
16F78-20-20D90	1 1/4	1 1/4	8,45	215	6,06	154	3,54	90	2,13	54,0
16F78-24-24	1 1/2	1 1/2	6,99	178	4,78	121	1,73	44	2,50	63,5
16F78-32-32	2	2	8,41	214	5,84	148	2,20	56	3,13	79,4

: Non-Standard

Accessories  
D

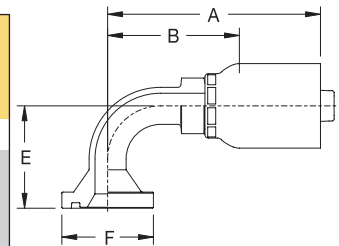
Technical  
E



**16N78**  
SAE Code 62 Flange Head - 90° Elbow

# Part Number	Flange Size inch	Hose Size inch	A		Cut-Off Allowance -B		DROP E		FLANGE DIA. F	
			inch	mm	inch	mm	inch	mm	inch	mm
16N78-12-12	3/4	3/4	4.00	102	2.24	57	2.28	58	1.63	41.3
16N78-12-12D70	3/4	3/4	4.02	102	2.26	57	2.76	70	1.63	41.3
16N78-12-12D80	3/4	3/4	4.02	102	2.26	57	3.15	80	1.63	41.3
16N78-12-12D90	3/4	3/4	4.02	102	2.26	57	3.54	90	1.63	41.3
16N78-12-12D100	3/4	3/4	4.02	102	2.26	57	3.94	100	1.63	41.3
16N78-12-12D120	3/4	3/4	4.02	102	2.26	57	4.72	120	1.63	41.3
16N78-12-12D130	3/4	3/4	4.02	102	2.26	57	5.12	130	1.63	41.3
16N78-16-12	1	3/4	4.00	102	2.24	57	2.28	58	1.88	47.7
16N78-16-12D70	1	3/4	4.06	103	2.30	58	2.76	70	1.88	47.7
16N78-16-12D90	1	3/4	4.06	103	2.30	58	3.54	90	1.88	47.7
16N78-16-12D104	1	3/4	4.06	103	2.30	58	4.09	104	1.88	47.7
16N78-16-12D130	1	3/4	4.06	103	2.30	58	5.12	130	1.88	47.7
16N78-16-16K	1	1	4.76	121	2.91	74	2.76	70	1.88	47.7
16N78-16-16D80	1	1	4.76	121	2.91	74	3.15	80	1.88	47.7
16N78-16-16D90	1	1	4.76	121	2.91	74	3.54	90	1.88	47.7
16N78-16-16D100	1	1	4.76	121	2.91	74	3.94	100	1.88	47.7
16N78-16-16D110	1	1	4.76	121	2.91	74	4.33	110	1.88	47.7
16N78-16-16D130	1	1	4.76	121	2.91	74	5.12	130	1.88	47.7
16N78-16-16D140	1	1	4.76	121	2.91	74	5.51	140	1.88	47.7
16N78-16-16D150	1	1	4.76	121	2.91	74	5.91	150	1.88	47.7
16N78-16-16D160	1	1	4.76	121	2.91	74	6.30	160	1.88	47.7
16N78-16-16D180	1	1	4.76	121	2.91	74	7.09	180	1.88	47.7
16N78-16-16D230	1	1	4.76	121	2.91	74	9.06	230	1.88	47.7
16N78-20-16	1 1/4	1	4.63	118	2.78	71	2.76	70	2.13	54.0
16N78-20-16D78	1 1/4	1	4.74	120	2.89	74	3.07	78	2.13	54.0
16N78-20-16D90	1 1/4	1	4.74	120	2.89	74	3.54	90	2.13	54.0
16N78-20-16D130	1 1/4	1	4.68	119	2.83	72	5.12	130	2.13	54.0
16N78-20-20	1 1/4	1 1/4	5.93	151	3.54	90	3.54	90	2.13	54.0
16N78-20-20D110	1 1/4	1 1/4	6.09	155	3.70	94	4.33	110	2.13	54.0
16N78-20-20D140	1 1/4	1 1/4	6.09	155	3.70	94	5.51	140	2.13	54.0
16N78-20-20D147	1 1/4	1 1/4	6.09	155	3.70	94	5.79	147	2.13	54.0
16N78-20-20D170	1 1/4	1 1/4	6.09	155	3.70	94	6.69	170	2.13	54.0
16N78-24-20K	1 1/2	1 1/4	6.09	155	3.70	94	3.54	90	2.50	63.5
16N78-24-20D110	1 1/2	1 1/4	6.09	155	3.70	94	4.33	110	2.50	63.5
16N78-24-24	1 1/2	1 1/2	6.52	166	4.30	109	4.09	104	2.50	63.5
16N78-32-32K	2	2	7.99	203	5.42	138	5.43	138	3.13	79.4

: Non-Standard



Hose Hydraulic

A

Fitting

B

Equipment

C


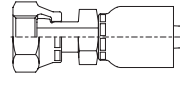
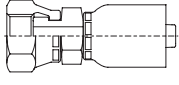
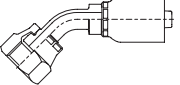
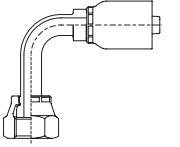
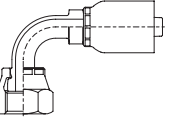

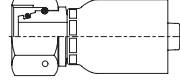

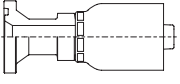
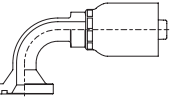
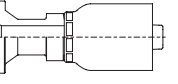
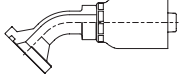
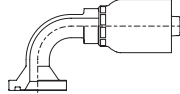
Accessories

D

Technical

E

79 Series Fittings

<b>A</b> Hose Hydraulic		1JS79      B-67  Female "SEAL-LOK" Swivel - Long	1JC79      B-67  Female "SEAL-LOK" Swivel - Short	1J779      B-67  Female "SEAL-LOK" Swivel - 45° Elbow	1J179      B-67  Female "SEAL-LOK" Swivel - Long Drop - 90° Elbow	1J979      B-68  Female "SEAL-LOK" Swivel - Short Drop - 90° Elbow
		1C979      B-68  Female Metric Swivel DIN 20078 with O-Ring "Heavy"		11579      B-68  SAE Code 61 Flange Head	11979      B-69  SAE Code 61 Flange - 90° Elbow	16A79      B-69  SAE Code 62 Flange Head
	16F79      B-69  SAE Code 62 Flange Head - 45° Elbow	16N79      B-70  SAE Code 62 Flange Head - 90° Elbow				

Hose Hydraulic

Fitting

Equipment

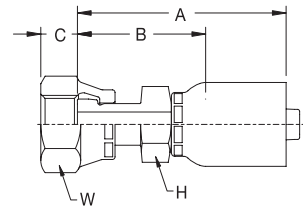
Accessories

Technical

### 1JS79

Female "SEAL-LOK" Swivel - Long

# Part Number	Thread Size UN	Hose Size inch	A		H inch(mm)	W inch(mm)	Cut-Off Allowance - B		NUT C	
			inch	mm			inch	mm	inch	mm
1JS79-12-12-SM	1-3/16-12	3/4	3,99	101	(32)	(36)	1,93	49	0,54	13,7
1JS79-16-16	1-7/16-12	1	4,45	113	1-3/8	1-5/8	2,28	58	0,55	14,0
1JS79-16-16-SM	1-7/16-12	1	4,45	113	1-3/8	(41)	2,28	58	0,55	14,0

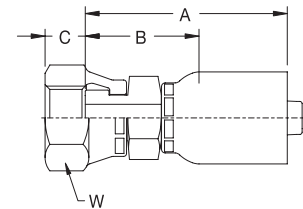


: Non-Standard

### 1JC79

Female "SEAL-LOK" Swivel - Short

# Part Number	Thread Size UN	Hose Size inch	A		H mm	W mm	Cut-Off Allowance - B		NUT C	
			inch	mm			inch	mm	inch	mm
1JC79-12-12-SM	1-3/16-12	3/4	3,65	93	32	36	1,59	40	0,54	13,7
1JC79-16-16-SMK	1-7/16-12	1	4,01	102	36	41	1,84	47	0,55	14,0

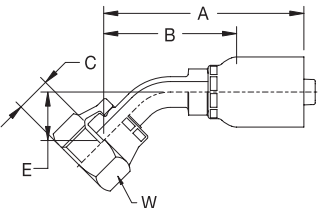


: Non-Standard

### 1J779

Female "SEAL-LOK" Swivel - 45° Elbow

# Part Number	Thread Size UN	Hose Size inch	A		W inch(mm)	Cut-Off Allowance - B		DROP E		NUT C	
			inch	mm		inch	mm	inch	mm	inch	mm
1J779-12-12-SM	1-3/16-12	3/4	4,40	112	(36)	2,34	59	0,83	21	0,54	13,7
1J779-16-16	1-7/16-12	1	5,02	127	1-5/8	2,85	72	0,94	24	0,55	14,0
1J779-16-16-SM	1-7/16-12	1	5,02	127	(41)	2,85	72	0,94	24	0,55	14,0

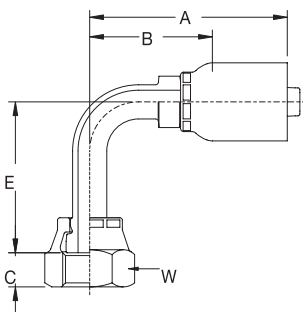


: Non-Standard

### 1J179

Female "SEAL-LOK" Swivel - Long Drop - 90° Elbow

# Part Number	Thread Size UN	Hose Size inch	A		W mm	Cut-Off Allowance - B		DROP E		NUT C	
			inch	mm		inch	mm	inch	mm	inch	mm
1J179-12-12-SM	1-3/16-12	3/4	4,27	108	36	2,21	56	3,78	96	0,54	13,7



: Non-Standard

Hose Hydraulic

A

Fitting

B

Equipment

C

Accessories

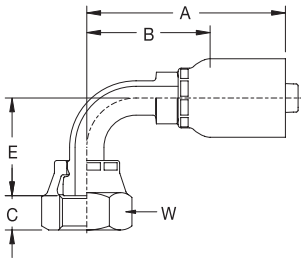
D

Technical

E

Hose Hydraulic

A



### 1J979

#### Female "SEAL-LOK" Swivel - Short Drop - 90° Elbow

# Part Number	Thread Size UN	Hose Size inch	A		W inch(mm)	Cut-Off Allowance - B		DROP E		NUT C	
			inch	mm		inch	mm	inch	mm	inch	mm
1J979-12-12-SM	1-3/16-12	3/4	4.27	108	(36)	2.21	56	1.89	48	0.54	13.7
1J979-12-12D55-SM	1-3/16-12	3/4	4.31	109	(36)	2.25	57	2.17	55	0.54	13.7
1J979-12-12D105-SM	1-3/16-12	3/4	4.31	109	(36)	2.25	57	4.13	105	0.54	13.7
1J979-16-16K	1-7/16-12	1	4.95	126	1-5/8	2.78	71	2.26	58	0.55	14.0
1J979-16-16-SMK	1-7/16-12	1	4.95	126	(41)	2.78	71	2.26	58	0.55	14.0
1J979-16-16D65-SM	1-7/16-12	1	4.96	126	(41)	2.79	71	2.56	65	0.55	14.0
1J979-16-16D80-SM	1-7/16-12	1	4.96	126	(41)	2.79	71	3.15	80	0.55	14.0
1J979-16-16D95-SM	1-7/16-12	1	4.96	126	(41)	2.79	71	3.74	95	0.55	14.0
1J979-16-16D100-SM	1-7/16-12	1	4.96	126	(41)	2.79	71	3.94	100	0.55	14.0
1J979-16-16D105-SM	1-7/16-12	1	4.96	126	(41)	2.79	71	4.13	105	0.55	14.0
1J979-16-16D125-SM	1-7/16-12	1	4.96	126	(41)	2.79	71	4.92	125	0.55	14.0

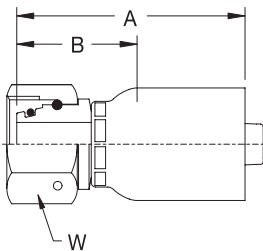
: Non-Standard

Fitting

B

Equipment

C



### 1C979

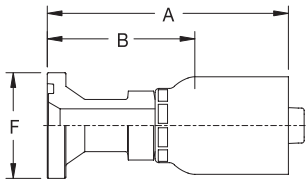
#### Female Metric Swivel DIN 20078 with O-Ring "Heavy"

# Part Number	Thread Size Metric	Hose Size inch	A		W mm	Cut-Off Allowance - B	
			inch	mm		inch	mm
1C979-38-24K	M52 x 2.0	1 1/2	4.79	122	60	1.75	44

: Non-Standard

Accessories

D



### 11579

#### SAE Code 61 Flange Head

# Part Number	Flange Size inch	Hose Size inch	A		Cut-Off Allowance - B		FLANGE DIA. F	
			inch	mm	inch	mm	inch	mm
11579-12-12K	3/4	3/4	3.96	101	1.90	48	1.50	38.1
11579-16-12	1	3/4	3.53	90	1.47	37	1.75	44.5
11579-16-16	1	1	4.92	125	2.75	70	1.75	44.5

: Non-Standard

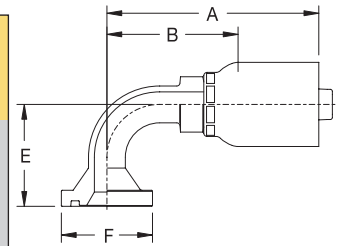
Technical

E



**11979**  
SAE Code 61 Flange Head - 90° Elbow

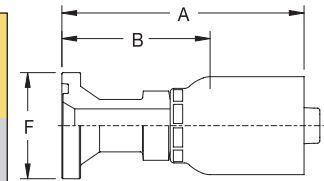
# Part Number	Flange Size inch	Hose Size inch	A		Cut-Off Allowance - B		DROP E		FLANGE DIA. F	
			inch	mm	inch	mm	inch	mm	inch	mm
11979-12-12	3/4	3/4	4.31	109	2.25	57	2.28	58	1.50	38.1
11979-12-12D83	3/4	3/4	4.31	109	2.25	57	3.27	83	1.50	38.1
11979-12-12D100	3/4	3/4	4.31	109	2.25	57	3.94	100	1.50	38.1
11979-12-12D130	3/4	3/4	4.31	109	2.25	57	5.12	130	1.50	38.1
11979-16-12K	1	3/4	4.31	110	2.25	57	2.28	58	1.75	44.5
11979-16-12D70	1	3/4	4.31	110	2.25	57	2.76	70	1.75	44.5
11979-16-12D83	1	3/4	4.31	110	2.25	57	3.27	83	1.75	44.5
11979-16-12D110	1	3/4	4.31	110	2.25	57	4.33	110	1.75	44.5
11979-16-12D130	1	3/4	4.31	110	2.25	57	5.12	130	1.75	44.5
11979-16-16	1	1	5.00	127	2.83	72	2.76	70	1.75	44.5
11979-16-16D100	1	1	5.00	127	2.83	72	3.94	100	1.75	44.5
11979-16-16D130	1	1	5.00	127	2.83	72	5.12	130	1.75	44.5
11979-16-16D150	1	1	5.00	127	2.83	72	5.91	150	1.75	44.5
11979-16-16D155	1	1	5.00	127	2.83	72	6.10	155	1.75	44.5
11979-16-16D180	1	1	5.00	127	2.83	72	7.09	180	1.75	44.5



: Non-Standard

**16A79**  
SAE Code 62 Flange Head

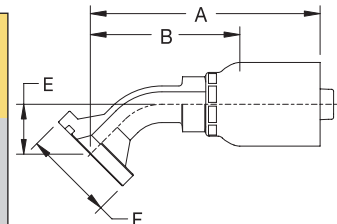
# Part Number	Flange Size inch	Hose Size inch	A		Cut-Off Allowance - B		FLANGE DIA. F	
			inch	mm	inch	mm	inch	mm
16A79-12-12	3/4	3/4	4.90	124	2.84	72	1.63	41.3
16A79-16-12	1	3/4	3.88	99	1.82	46	1.88	47.7
16A79-16-16	1	1	5.48	139	3.31	84	1.88	47.7
16A79-20-16	1 1/4	1	4.28	109	2.11	54	2.13	54.0
16A79-20-20	1 1/4	1 1/4	6.22	158	3.54	90	2.13	54.0
16A79-24-24	1 1/2	1 1/2	7.11	181	4.07	103	2.50	63.5



: Non-Standard

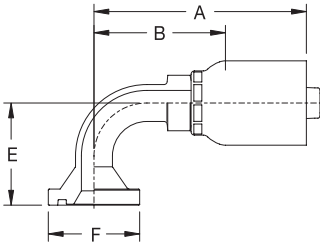
**16F79**  
SAE Code 62 Flange Head - 45° Elbow

# Part Number	Flange Size inch	Hose Size inch	A		Cut-Off Allowance - B		DROP E		FLANGE DIA. F	
			inch	mm	inch	mm	inch	mm	inch	mm
16F79-12-12	3/4	3/4	4.61	117	2.55	65	1.02	26	1.63	41.3
16F79-16-12	1	3/4	4.61	117	2.55	65	1.02	26	1.88	47.7
16F79-16-16	1	1	5.36	136	3.19	81	1.26	32	1.88	47.7
16F79-20-20	1 1/4	1 1/4	6.88	175	4.49	114	1.50	38	2.13	54.0



: Non-Standard

**16N79**  
SAE Code 62 Flange Head - 90° Elbow



# Part Number	Flange Size inch	Hose Size inch	A		Cut-Off Allowance - B		DROP E		FLANGE DIA. F	
			inch	mm	inch	mm	inch	mm	inch	mm
16N79-12-12	3/4	3/4	4.31	109	2.25	57	2.28	58	1.63	41.3
16N79-12-12D70	3/4	3/4	4.31	109	2.25	57	2.76	70	1.63	41.3
16N79-12-12D120	3/4	3/4	4.31	109	2.25	57	4.72	120	1.63	41.3
16N79-16-12K	1	3/4	4.34	110	2.28	58	2.28	58	1.88	47.7
16N79-16-12D70	1	3/4	4.34	110	2.28	58	2.76	70	1.88	47.7
16N79-16-12D105	1	3/4	4.34	110	2.28	58	4.13	105	1.88	47.7
16N79-16-12D130	1	3/4	4.34	110	2.28	58	5.12	130	1.88	47.7
16N79-16-16	1	1	5.02	127	2.85	72	2.76	70	1.88	47.7
16N79-16-16D100	1	1	5.00	127	2.83	72	3.94	100	1.88	47.7
16N79-16-16D120	1	1	5.00	127	2.83	72	4.72	120	1.88	47.7
16N79-16-16D130	1	1	5.00	127	2.83	72	5.12	130	1.88	47.7
16N79-16-16D140	1	1	5.00	127	2.83	72	5.51	140	1.88	47.7
16N79-16-16D180	1	1	5.00	127	2.83	72	7.09	180	1.88	47.7
16N79-20-16	1 1/4	1	4.95	126	2.78	71	2.76	70	2.13	54.0
16N79-20-16D145	1 1/4	1	4.84	123	2.16	55	5.71	145	2.13	54.0
16N79-20-20D82	1 1/4	1 1/4	6.41	163	3.73	95	3.23	82	2.13	54.0
16N79-20-20D110	1 1/4	1 1/4	6.41	163	3.73	95	4.33	110	2.13	54.0
16N79-20-20D180	1 1/4	1 1/4	6.41	163	3.73	95	7.09	180	2.13	54.0
16N79-24-24	1 1/2	1 1/2	7.50	190	4.46	113	4.09	104	2.50	63.5

: Non-Standard

Hose Hydraulic  
**A**

Fitting  
**B**

Equipment  
**C**

Accessories  
**D**

Technical  
**E**